

LB/DOA/92/2019  
IT 01/221

# An Application of Data Mining for a Library Management System

LIBRARY  
UNIVERSITY OF MORATUWA, SRI LANKA  
MORATUWA

T.A.U.I. Ranaweera

169327K

004 "19"  
-----  
004 (043)

University of Moratuwa



TH3897

Dissertation submitted to the Faculty of Information Technology, University of Moratuwa, Sri Lanka for the partial fulfilment of the requirements of the Master of Science in Information Technology

February 2019

TH3897  
+  
CD-2000


ii

TH3897

## Declaration

We declare that this thesis is our own work and has not been submitted in any form for another degree or diploma at any university or other institution of tertiary education. Information derived from the published or unpublished work of others has been acknowledged in the text and a list of references is given.

T A U I Ranaweera





Signature

Date: 04/04/2019

Supervised by

Mr. Saminda Premarathne



Signature

Date: 04/04/2019



## Dedication

Completing this research would be impossible without the support and guidance of several friends and people who were around me during this entire period. First of all, I would like to express my deepest gratitude to my Supervisor, Professor [Name], for his expertise and providing excellent guidance throughout the project. The knowledge I gained from you made me strong enough to complete this challenge. Furthermore, my gratitude goes to the broader panel of M.Sc. degree programmes and I appreciate the effort they took to improve our subject knowledge throughout these two years.

Obtaining relevant data for the analysis was vital and I would like to thank the [Name] Committee, [Name] of University of [Name] for granting approval to access the [Name] database. It is with great honor, I acknowledge the cooperation of the [Name] researchers who provided necessary information on the [Name] branch of University of [Name]. Without your support, my efforts could have been in vain.

At last, but not least, I would like to thank my family members for being supportive to always. My family is the greatest strength of my life and I have my parents to support me provide complete trust.

*To my family*

## **Acknowledgement**

Completing this research would be impossible without the support and guidance of whole bunch of people who were around me during this entire period. First of all I would like to express my deepest gratitude to Mr. Saminda Premarathne for being my supervisor and providing excellent guidance throughout the project. The knowledge I gained from you made me strong enough to complete this challenge. Furthermore, my gratitude goes to the lecturer panel of M.Sc. degree programme and I appreciate the effort they took to improve our subject knowledge throughout these two years.

Obtaining relevant data for the analysis was vital and I would like to thank Mr. Ananda Karunaratne, Librarian of University of Ruhuna for granting approval to access data from the library database. It's with great honor, I acknowledge the cooperation of Mr. Nimal Hettiarachi who provided necessary information on the library system of University of Ruhuna. Without your support, my efforts could have been in vain.

At last, but not least, I would like to thank my family members for being supportive as always. My family is the greatest strength of my life and I have no words to express my gratitude towards them.

## **List of Abbreviations**

**DDC – Dewey Decimal Classification**

**EG - Faculty of Engineering**

**HS- Faculty of Humanities and Social Science**

**MD - Faculty of Medicine**

**MF- Faculty of Management**

**PCA –Principle Component Analysis**

**SC – Faculty of Science**

## **Abstract**

Data mining has become an emerging concept in today's world. With the development of the technology in every field, a large amount of data can be collected and stored very easily. The challenge is to analyse these data from traditional analysing techniques. The concept of data mining; which enables users to analyze data and draw conclusions through clearly defined procedures comes into play as a solution for this matter.

The purpose of this research is to test the adequacy of data mining techniques to improve the library usage in Sri Lankan State Universities. A data warehouse was designed and implemented using the most important variables in the raw dataset. After cleaning and preprocessing of data, association rule mining and clustering were basically used in the data analysis phase. Interesting rules were identified and the said results were used in the next stage of the study. A Book Recommendation System was implemented in Java based on the results obtained in the previous stage. The system enables users to select library materials according to their prior borrowing patterns. My SQL, R and Java were basically used in the analysis.

This research will be beneficial to enrich the library usage in state universities in Sri Lanka as well as the researchers those who are interested in Data Mining.

# Table of Contents

Chapter 1.....	1
Introduction.....	1
1.1. Introduction.....	1
1.2. Background.....	1
1.3. Statement of Research Problem .....	2
1.4. Aim .....	3
1.5. Specific Objectives .....	3
1.6. Solution.....	3
Chapter 2.....	4
Literature Review.....	4
2.1. Knowledge Discovery Process .....	4
2.2 Data Mining .....	5
2.3 Applications of Data Mining .....	6
2.4 Data Mining in Library Management Systems .....	7
2.5 Association Rule Mining for Library Systems .....	9
2.6 Clustering for Library Systems .....	11
2.7 Book Recommendation Systems .....	12
Chapter 3.....	14
Technology Adapted.....	14
3.1 Theoretical Background.....	14
3.1.1. Association Rule Mining.....	14
3.1.1.1. Rule Assessment Measures.....	15
3.1.2. K-means Clustering .....	17
3.1.2.1. Cluster Validation.....	17
3.2. Technologies Used for the Application .....	18
3.2.1. Java .....	18
3.2.2. R Statistical Software .....	18
3.2.3. My SQL .....	18
Chapter 4.....	19
Methodology.....	19
4.1 Data Selection Procedure.....	19

4.2. Data Cleaning and Preprocessing .....	22
4.3. Building the Data Warehouse.....	23
4.4. Creation of the Connection between R and Other Sources.....	24
4.5. Establishment of the Connection between R and MySQL.....	25
4.6. Establishment of the Connection between R and Java.....	25
Chapter 5.....	26
Analysis and Design .....	26
5.1. Identifying Borrowing Patterns of Patrons .....	26
5.1.1 Identify Frequent Patterns of Borrowing Books by the Users.....	26
5.1.1.1 Data Preparation .....	26
5.1.1.2 Test for Statistical Significance of Rules.....	27
5.2.2 Identify User Behavior when Lending Books .....	28
5.2. Clustering Library Users with k-means Clustering.....	30
5.2.1 Clustering the Library Users without Dimension Reduction.....	30
5.2.2 Clustering the Library Users by Dimension Reduction Using Principle Components (Two Step Clustering) .....	31
Chapter 6.....	33
Implementation of the Book Recommendations System.....	33
6.1. Providing Recommendations for the Users without Logging-in .....	33
6.1.1. Recommendations Based on the Support Value of the Dewy Numbers of Borrowed Books .....	33
6.1.1.1. Recommendations Based on Association Rules between Faculty and Dewy Numbers of Borrowed Books. ....	34
6.1.1.2. Recommendations Based on Association Rules between Dewy Numbers of Borrowed Books .....	35
6.2 Providing Recommendations for the Users after Logging-in .....	37
6.2.1. Recommendations Based on the Most Popular Books in the Cluster.....	37
6.2.2. Recommendations Based on Association Rules between Dewy Numbers of Borrowed Books within the Cluster .....	38
Chapter 07.....	40
Results of the Study .....	40
7.1 Descriptive Analysis.....	40
7.1.1 Composition of Student Users in 2013 .....	40
7.2 Association Rule Mining .....	42
7.2.1 Mining Associations between the Dewy Numbers of Borrowed Books .....	42



7.2.2 Association Rules between Faculty and Dewey Decimal Number .....	50
7.3 Clustering the Library Users (Students).....	52
7.3.1 Clustering the Library Users in the Faculty of Science .....	52
7.4 Book Recommendation System .....	54
7.4.1 Main Interface.....	54
7.4.2 Interface after Logging-in.....	55
7.5 Evaluation .....	56
Chapter 7.....	57
Conclusion & Further Work .....	57
7.1 Conclusions.....	57
7.2 Limitations .....	59
7.3 Future Work.....	59
References.....	61



## List of Tables

Table 4.1: Table of "dewycodes" .....	20
Table 4.2: Tables Selected from the Database for the Study .....	20
Table 4.3: Summary Table of Selected Variables.....	21
Table 4.4: Summary of New Variables.....	22
Table 5.1: Arrangement of Data in the Database.....	26
Table 5.2: Layout of the Rearranged Data.....	27
Table 7.1: Summary of Association Rules.....	45
Table 7.2: Summary of Association Rules.....	46
Table 7.3: Summary of Association Rules.....	47
Table 7.4: Summary of Association Rules.....	48
Table 7.5: Summary of Association Rules.....	50
Table 7.6: Summary of Association Rules.....	51

## List of Figures

Figure 2.1: Knowledge Discovery Process.....	4
Figure 4.1: Implementation of "transactional" Table.....	24
Figure 5.1: Flow Chart of Generating Association Rules.....	28
Figure 5.2: Flow Chart for Generating Associations Considering More Than One Variable .	29
Figure 5.3 : Flow Chart for the Process of Clustering.....	31
Figure 5.4: Flow Chart for the Process of Two Step Clustering.....	32
Figure 6.1 : Process for the Method 01.....	34
Figure 6.2 : Process of the Method 02.....	35
Figure 6.3: Process of the Method 03.....	36
Figure 6.4: Process of the Recommendations after Logging-in.....	37
Figure 6.5: Process of Recommendations when Searching for a Certain Book.....	38
Figure 7.1: Composition of Library Users (Students).....	40
Figure 7.2: Faculty-wise Transactions according to the Month.....	41
Figure 7.3: Item Frequency Plot.....	43
Figure 7.4: Graph Based Visualization Rules.....	44
Figure 7.5: Plot of Number of Clusters vs. Within Groups Sum of Squares.....	52
Figure 7.6 : Cluster Validation.....	52
Figure 7.7: Main Interface of the Book Recommendation System.....	54
Figure 7.8: Interface after Logging-in to the User Account.....	55