

LB/DON/87/03

**AN EXAMINATION OF
CONFLICTS AND CONSTRAINTS IN ADOPTING
VERNACULAR ARCHITECTURAL ELEMENTS
IN DOMESTIC BUILDINGS IN SRI LANKA.**

UNIVERSITY OF MORATUWA
MORATUWA

A Dissertation

Submitted to the Department of Architecture of the


University of Moratuwa in partial fulfillment of the

requirements for the degree of

Master of Science

in

Architecture



72 03
728 (548.7)


B.W.S. SAMARAKOON

Department of Architecture

University of Moratuwa

January 2003

79038




UM Thesis coll.

ABSTRACT

From the ancient times, in every region of the world, the indigenous, folk, vernacular architectural tradition has gradually developed with some differences such as region, culture, religion, climate, topography etc.

After Industrial revolution, world has entered to the era of inventing new materials, using modern technology, starting machinery age etc. Which created a new global order of modern movement of Architecture can be seen. Then create the new trend of architecture towards the modernity. Thus appeared the negligence of the tradition, gradually creating lose of the sense of belonging to a place. This situation is also happened in Sri Lankan vernacular traditional architecture.

Therefore, people re-employ the tradition to their built environment to acquire the local flavor, with synthesis of the modernity. In this process, some designers are skillfully embedded the vernacular tradition into their modern creations with investigations, while preserving the true nature of the tradition, and fulfilling the user aspirations.



However, some designers tried to enhance the local flavor according to the client aspirations with misinterpretations. Thus create the negligence of the tradition, occurring some conflicts and constraints in contemporary houses.

Here in the study, first two chapters led to understand about the authentic factors of vernacular tradition and its essential components and has described the application of vernacular components, while chapter three analyzed the data and identified the conflicts and constraints in adopting vernacular elements in progressive as well as degradation manner in selected domestic buildings.

Finally, the study explained and guided how to develop the contemporary houses with local flavor and modern living pattern of the user, by the synthesis of traditional vernacular with modern vocabulary.

ACKNOWLEDGEMENTS

I would like to express my deep gratitude and thanks,

For the encouragement, given for the selection of this subject at the inception and valuable guidance to, Dr.M.S.Manawadu, Head of the Dept, Dept. of architecture.

For the guidance, encouragement and given valuable comments to,
Prof. Nimal De Silva, Dean, Faculty of architecture.

For the guidance and valuable discussions which led the study to its purpose, to
Archt. D, P. Chandrasekara, Senior Lecturer, Dept, of architecture,
Archt.Vijitha Basnayake, Senior Lecturer, Dept, of architecture.

For the providing details, and the documents, to Prof. Anuradha Senevirathna and his family and Archt. Praneeth Amarathunga.

To my friends, Bashini, Nayana, Achla, Mihiri, Maushami, Dilini, Ganga, Neluka, Shiroma akka, Shoba akka , Sitparan, and Nandana for their valuable help in numerous way.

To Akki, for correct the language and my parents, for given encouragement.

Finally, especially to my husband Ananda, for encouragement and love, gave me throughout the study.

CONTENTS.

	Page
● Abstract	ii
● Acknowledgements	iii
● Table of contents	iv
● List of figures	x
● INTRODUCTION	
1.1 Topic Explanation	2
1.2 Intension of the study	9
1.3 Scope of the study	10
1.4 Methodology	10
1.5 Outcome	11
● CHAPTER ONE	
Elements of Vernacular Architecture in domestic buildings.	
2.1 Introduction	13
2.1.1 Primitive settlements	13
2.1.2 Vernacular dwellings	19
(a) Rural house	19
(b) Peasant house	21
(c) Feudal house	23

2.1.3	Traditional construction system	24
2.1.4	Fundamental principles of Sri Lankan domestic vernacular	25

4. 1. Intangible components –

	Fundamental principles	25
a.	Identification of centre and openness	25
b.	Vista and harmony between built form and Setting	27
c.	Articulation of transition space	28
d.	The sense of human scale	29
e.	The level of permanence and sophistication	30
f.	Shading.	31

4.2 Tangible components 31

a.	Roof	
b.	Column	
c.	Doors and Windows	



University of Moratuwa, Sri Lanka.
Electronic Theses & Dissertations
www.lib.mrt.ac.lk

2.2 Distinctive types of Sri Lankan Domestic vernacular buildings and their elements. 32

2.2.1	North Central province house type	32
2.2.2	Kurunegala	33
2.2.3	Mulathiv	35
2.2.4	Jaffna	36
2.2.5	Ruhunu	37
2.2.6	Coastal	37



• **CHAPTER TWO-**

**Identification of vernacular architectural elements in
Modern domestic Buildings.**

3.1	Introduction	39
3.2	Case Study one - Polonthalawa House	40
3.2.1.	Identification of vernacular components	41
3.2.1.1.	Intangible components – Fundamental principles	41
	a. Identification of centre and openness	41
	b. Vista and harmony between built form and setting	43
	c. Articulation of transition space	45
	d. The sense of human scale.	45
	e. The level of permanence and sophistication	46
	f. Shading.	47
3.2.1.2.	Tangible components	47
	a. Roof	47
	b. Column	48
	c. Doors and Windows	48
3.3.	Case Study two -Ena de Silva House	49
3.3.1.	Identification of vernacular components	50
3.3.1.1.	Intangible components – Fundamental principles	50
	a. Identification of centre and openness	50
	b. Vista and harmony between built form and setting	51



University of Moratuwa, Sri Lanka

www.lib.mrt.ac.lk

www.lib.mrt.ac.lk

c. Articulation of transition space	52
d. The sense of human scale	54
e. The level of permanence and sophistication	54
f. Shading.	55
3.3.1.2 Tangible components	56
a. Roof	56
b. Column	56
c. Doors and Windows	57
3.4 Case Study Three - Senevirathne House	59
3.4.1. Identification of vernacular components.	60
3.4.1.1. Intangible components- Fundamental principles	60
a. Identification of centre and openness	60
b. Vista and harmony between built form setting	62
c. Articulation of transition space	62
d. The sense of openness	63
e. The level of permanence and sophistication	64
f. Shading	65
3.4.1.2. Tangible components	66
a. Roof	66
b. Column	66
c. Doors and Windows	67
3.5 Case Study Four - Dissanayake House.	68
3.5.1 Identification of vernacular components	69
3.5.1.1. Intangible components – Fundamental principles	69
a. Identification of centre and openness	69



b. Vista and harmony between built form and setting	70
c. Articulation of transition space	70
d. The sense of human scale	72
e. The level of permanence and sophistication	72
f. Shading.	73
3.5.1.2 Tangible components	73
d. Roof	73
e. Column	73
f. Doors and Windows	74

• **CHAPTER THREE-**

Examination of conflicts and constraints in using vernacular Architectural elements.



University of Moratuwa, Sri Lanka.
Electronic Theses & Dissertations
www.lib.mrt.ac.lk

4.1 Identification of conflicts and constraints	78
4.2.1 Intangible components- Fundamental principles	78
a. Identification of centre and openness	78
b. Vista and harmony between built form setting	80
c. Articulation of transition space	83
d. The sense of openness	85
e. The level of permanence and sophistication	87
f. Shading	88
4.2.2. Tangible components	
a. Roof	90
b. Column	91
c. Doors and Windows	93

4.2 Analysis of the basic principals in accordance their architectural interpretations.

- **CONCLUSION**
- **BIBLIOGRAPHY**



University of Moratuwa, Sri Lanka.
Electronic Theses & Dissertations
www.lib.mrt.ac.lk



ILLUSTRATIONS

FIGURE	PAGE
Figure 1: Rural Sri Lankan house	6
Figure 2 : Alien Building with Monotonous Appearance	7
Figure 3 : Blind application of the tradition	7
Figure 4: Cave Dwelling - Maligatenna	14
Figure 5 : Cave Monastery – Vessagiriya	14
Figure 6 : Photographs:- Veddas dwelling	15
Figure 7 : The tank fed settlement	16
Figure 8 : A rain fed settlement	18
Figure 9 : The temple – Devala village	18
Figure 11 : Plan , section,	20
Figure 10 : Rural house	20
Figure 42 : Traditional vernacular dwellings with verandahs	21
Figure 52 : Traditional vernacular dwellings with verandahs	21
Figure 13 : Peasant House	22
Figure 14 : Plan, Section, elevation, of the peasant dwelling	22
Figure 15 : Evolution of Courtyard House-	23
Figure 16 : Feudal House	24
Figure 17 : The square frame “mandala”	26
Figure 18 : Central Court Yard provides center & sense of Openness quality	27

Figure 19 : Reflect the axial arrangement to acquire the vistas	28
Figure 60 : Veranda as articulation of transition space	29
Figure 21 : Acquire the sense of human scale	30
Figure 22 : Reflect the modest & simple quality of the applied materials	30
Figure 23 : Protection from sun & rain with large overhanging roof	31
Figure 24 : Layout of the settlement	32
Figure 25 : Dwellings at north central province	33
Figure 26 : Dwelling at Kurunegala district	34
Figure 27 : Plan & elevation of Kurunegala house	34
Figure 28 : The plan & the section of Mulathiv house	35
Figure 29 : Plan & elevation of traditional house at Jaffna	36
Figure 30 : Elevation of the coastal house type	37
Figure 32: Glimpse of a fortress	40
Figure 33 : Plan configuration , reflect scattered and organic quality	41
Figure 33 : Plan configuration , reflect scattered and organic quality	42
Figure 35: Entrance path view from the entrance lobby	42
Figure 36: Open colonnade living space reflect the openness quality	43
Figure 37: Built form harmony with nature	44
Figure 38: Comparison of the material and nature	44
Figure39: Verandah, articulation the space	45
Figure 40: Living area, not acquired the sense of human scale.	46
Figure 41: Reflect the simple and true nature of the material	46
Figure 42: Shading with large overhanging roof	47
Figure 43: Simple modesty timber column	48
Figure 44: Simple timber door	48
Figure 44: Simple timber door	49
Figure 46: Acquire the centre and openness quality	50

Figure 47: Acquire the centre and openness quality	51
Figure 48: Vistas of the patio	52
Figure 49: Vistas acquire through the window	52
Figure 50: Inner verandah providing transitional space to private realm and public realm.	53
Figure 51: Fore court direct to the courtyard through the narrow gloomy path	53
Figure 52: Carefully propositioned and acquired the human scale	54
Figure 53: Simple and modesty materials, strong intimacy with vernacular essence.	55
Figure 54: Series of traditional roof	56
Figure 54: Reflect the modesty appearance and simple quality	57
Figure 54: simple, timber doors and windows	57
Figure 55: simple, timber doors and windows	58
Figure 56: Landscaped courtyard blend with nature and built form	58
Figure 57: Front view of the house	59
Figure 58: Acquire the openness quality	60
Figure 59: Plan configuration	61
Figure 60: Acquires vistas through windows	62
Figure 60: Acquires vistas through windows	63
Figure 62: Acquire the human scale with series of simple roof	64
Figure 63: The applied materials retained its natural quality distinctively	65
Figure 64: Series of roof acquire much affinity to vernacular essence	66
Figure 65: Timber and brick columns reflect the simple and rustic nature of the materials	67



Figure 66: Simple doors windows reflect the vernacular character	67
Figure 67: Main entrance of the house	68
Figure 68: Acquired the sense of openness quality	69
Figure 69: Axial arrangement gets vistas and rather harmonies with the nature.	70
Figure 70: Verandahs acquired the articulation of spaces	71
Figure 71: Misinterpreted the front verandah	71
Figure 71: Misinterpreted the front verandah	72
Figure 72: Remind the less sophistication of finishing as well as Refinement	72
Figure 73: Acquired the shading with large over hangings	73
Figure 74: Familiar and unfamiliar columns can be identified	74
Figure 75: Doors and windows with plaster molding	75
Figure 76: Polonthalawa house	78
Figure 77: Ena De Silva house	79
Figure 78: Senevirathna house	79
Figure 79: Dissanayake house	79
Figure 80: Senevirathna house, acquired vistas and blend with the nature	81
Figure 81: Senevirathna house, Incorporated the vernacular essence by harmonizing the nature	81
Figure 82: Polonthalawa house, Acquired the vernacular principle visually and spiritually	82
Figure 83: Ena De Silva house acquired the dispassionate quality, visually and spiritually	82

Figure 84: Acquired the principle in rather appropriate and visual manner	83
Figure 85: Polothalawa house reflect the appropriate quality	84
Figure 86: Ena De Silva house much affinity to vernacular essence	84
Figure 87: Senevitathna house reflect the much affinity to vernacular tradition	84
Figure 88: Dissanayake house, not incorporated the tradition	84
Figure 89: Polonthalawa, has not acquired the vernacular essence as a whole .	85
Figure 90: Visually and spiritually, acquired the vernacular	86
Figure 91: Incorporated the vernacular essence to some extent	86
Figure 92: Visually and spiritually, Acquired the vernacular essence	86
Figure 93: Reflect the modesty of applied Materials, feel visually and spiritually vernacular essence.	87
Figure 94: Much refine the incorporated materials unfamiliar to vernacular Genuine character.	87
Figure 95: Reflect the modesty of applied materials, feel Visually and spiritually the vernacular	88
Figure 96: Reflect the vernacular essence with the genuine character of the material.	88
Figure 97: Clearly achieved the principle both visual, and spiritual manner	89
Figure 98: Misinterpretation of the Vernacular detail of the roof	90
Figure 99: Much affinity to the vernacular tradition.	90
Figure 100: Synthesized the tradition and Modernity in attractive manner	91

Figure 101: Synthesis the both vocabulary in Skillful manner	91
Figure 102: Much affinity to vernacular essence	92
Figure 103: Neglect the vernacular essence by adding unsuitable column in Dissanayake house	92
Figure 104: Also used the traditional column	92
Figure 105: much affinity to vernacular essence	93
Figure 106: Reflect the intimacy to the vernacular essence with simple, modest doors and windows	94
Figure 107: Reflect the unfamiliarity to the vernacular essence	94
Figure 108: Much affinity to vernacular essence	94
Figure 109: Much affinity to vernacular essence	94

