

PHYSICAL ASPECTS OF BUDDHIST SACRED PLACE IN CONGESTED URBAN CONTEXT.

EXAMINATION OF CONTEMPORARY BUDDHIST ARCHITECTURE IN WESTERN PROVINCE.

LIBRARY
UNIVERSITY OF MORATUWA, SRI LANKA
MORATUWA

A DISSERTATION PRESENTED TO THE FACULTY OF ARCHITECTURE,
UNIVERSITY OF MORATUWA
FOR THE FINAL YEAR EXAMINATION IN
M.SC (ARCHITECTURE)

72 "01"

726.1 (548.7)

TH


PRIYANTHA JAYAWARDANA
FACULTY OF ARCHITECTURE
UNIVERSITY OF MORATUWA
2001

University of Moratuwa




76209


76209



76209

CONTENTS

	Page No
ACKNOWLEDGEMENT	i
LIST OF ILLUSTRATIONS	ii
ABSTRACT	vii
INTRODUCTION	
0.1 Topic	01
0.2 Intellectual Basis	01
0.3 The need	02
0.4 Methodology	02
0.5 Scope and limitations	03
 University of Moratuwa, Sri Lanka Electronic Theses & Dissertations www.lib.mrt.ac.lk	
CHAPTER ONE	
1.0 BUDDHIST RELIGIOUS ARCHITECTURE AND ITS EXPRESSION	
1.1 What is Buddhist society	04
1.2 The essence of Buddhist philosophy	05
1.3 Evolution of the Buddhist sacred place	07
1.4 Meaning of religious activity	08
1.5 Effective elements of Buddhist sacred place	08
1.5.1 Shrines and Sanctuaries	09
1.5.1.1 Stupa or Dagaba	10
1.5.1.2 Bo Maluwa or Bo tree	11
1.5.1.3 Image house or Pathimagara	11
1.5.2 Residential buildings	11
1.5.3 Ecclesiastical buildings	12



CHAPTER TWO

2.0	PHYSICAL ASPECTS OF AN ENVIRONMENT	
2.1	The image	13
2.1.1	Essential aspects of the image	14
2.1.2	Image making & relationship between 'Abhidhamma'	14
2.2	Imageability of an environment	16
2.2.1	Imageable structure	16
2.2.1.1	The centre of a place	17
2.2.1.2	The enclosure of a place	17
2.2.1.3	The continuity of a place	17
2.2.2	Factors of the imageable structure of a place	18



University of Moratuwa, Sri Lanka
Electronic Theses & Dissertations
www.lib.mrt.ac.lk

CHAPTER THREE

3.0	PHYSICAL ASPECTS OF BUDDHIST SACRED PLACE	
3.1	Image & imageability of a Buddhist sacred place	19
3.2	Sensibility of a Buddhist sacred place	19
3.2.1	Visual sensibility	20
3.2.1.1	Location of a Buddhist sacred place	20
3.2.1.2	Entrance of a Buddhist sacred place	22
3.2.1.3	Layout of a Buddhist sacred place	25
3.2.2	Auditory Sensibility	27
3.2.3	Olfactory Sensibility	27
3.2.4	Tactile Stimulation Sensibility	28
3.3	Preceptuality of a Buddhist sacred place	29

CHAPTER FOUR

4.0	BUDDHIST SACRED PLACE IN CONGESTED URBAN CONTEXTS	
4.1	Buddhist sacred place in an urban context	
4.1.1	Urbanization	31
4.1.2	Urban growth	32
4.1.3	Setting of a Buddhist social place in urban context	32
4.2	Physical aspects of Buddhist sacred place in a congested urban context	
4.2.1	Sensibility of an urban Buddhist sacred place	33
4.2.1.1	Visual Sensibility	33
4.2.1.2	Auditory Sensibility	38
4.2.1.3	Olfactory Sensibility	38
4.2.1.4	Tactile stimuli sensibility	39
4.2.2	Perceptuality of an urban Buddhist sacred place	39

CASE STUDIES

01	Kalutara Buddhist sacred place complex (Kalutara Bodhi)	41
02	Sri Sambuddhaloka Viharaya, Fort	46
03	Jethawarama Viharaya, Prince of walls Mawatha , Colombo	50

	CONCLUSION	54
--	------------	----

	BIBLIOGRAPHY	56
--	--------------	----

ACKNOWLEDGMENTS

I wish to acknowledge my indebtedness and gratitude to the following personal whose assistance given to me during this endeavor. My sincere thanks to the following members of the staff of the department of architecture University of Moratuwa.

Dr. Manawadu for the constructive criticism, inspiring discussions, encouraging words and above all, for his faith in my effort. Archt. Vidura Sri Nammuni for his valuable commence. Archt. Gamini Weerasinghe, for his commence and Dr. L.S.R. Perera for his valuable commence.

Similarly my sincere thanks go to Archt. Jagath Munasinghe in the department of Town & Country Planning, for his valuable commence and guidance. Archt. Shoba Gunasekara in the DEVECO for her valuable commence.

I wish to take this opportunity to thank Thushari, Prabath, Dhammika and Laleendra for their valuable help given to me on this study.

I would like to take this opportunity to mention my friends Kamal, Varuna, Ganga, Prasintha, Pryantha, for their voluntary help throughout the study. Most of all my mother, two sisters and brother, for their unstilted support and for being a source of strength throughout this endeavor.

Finally, I thank all those who helped me in numerous ways to undertake this task and see it to its completion.

LIST OF ILLUSTRATIONS


	Page No
Fig. 1 Buddhist Sacred place on a higher elevation ' Yougashramaya ' - Agalawatta .	20
Fig. 2 Good isolation from the village ' Abaya Purana Viharaya ' - Kolahakada	21
Fig. 3 Visual Sensibility of Buddhist sacred place ' Palanda Raja Maha Viharaya ' - Baduraliya	21
fig. 4 ' Makara Thorana ' at the entrance of ' Valukarama Maha Viharaya ' - Pothupitiya	22
fig. 5  Bell Tower as the entrance - create strong sensibility and preceptuality ' Poorvaramaya ' - Agalawatta	23
Fig. 6 Roof pandal as the entrance ' Len Raja Maha Viharaya ' - Warakagoda , Horana	23
Fig. 7 Long path through the natural environment ' Len Raja Maha Viharaya ' - Warakagoda - Horana	24
fig. 8 Directly focus to the stupa. ' Manhandiya Purana Viharay ' Lalawila	25
fig. 9 ' Bo - Maluwa ' with a serence environment ' Len Raja Maha Viharaya ' - Warakagoda - Horana	26

Fig. 10 Strong visual sensibility internal space in image house of ' Sri Sudhashanaramaya ' - Mathugama	26
Fig. 11 Welimaluwa with temple trees 'Sri Sidhatharamaya' Nauttuduwa - Matugama	28
Fig. 12 Tactile stimulation sensibility 'Manhandiya Purana Viahraya' Kalawila	29
Fig. 13 History the main factor for perception 'Len Raja Maha Viharaya' - Warakagoda	30
Fig. 14 Historical manuements in a Buddhists sacred place 'Manhandiya Purana Viharaya' Kalawila.	30
Fig. 15 Buddhist sacred places among the traffic flow - Boralla Junction	32
Fig. 16 A rare location within an urban context have good sensibility ' Ganagarmaya' Colombo	33
Fig. 17 Only loactional aspect supports its sensible arrangement 'Bodhiraja Viharaya - Pettah junction	34
Fig. 18 Stupa is more prominent building visual sensibility ' Dharmendraramaya' Mt. Lavinia	34
Fig. 19 Disturbing the entrance ' Pusparamaya' Ratmalana	35
Fig. 20 Entrance have steel structures ' Dharmendraramaya' Mt. Lavinia	35



Fig. 21 Giant Buddha image the main element of the sensible arrangement Buddhist Sacred place Dehiwala.	36
Fig. 22 Land scarcity and have a dominance Buddhist sacred place at Moratuwa	37
Fig. 23 Bo - Tree around the structures ' Bo tree ' Angulana Junction	37
Fig. 24 Historical monuments interior of the image house at Ratmalana 'Pusparamaya'	40
Fig. 25 Vast dominant Supt and Kalu Ganga - strong sensibility 'Kalutara Bodhi'	41
Fig. 26 Entrance of the 'Thorana' and Bo - tree - good sensibility 'Kalutara Bodhi'	42
Fig. 27 Visual Disturbance of the Buddhist scared place - Division of the sites by the main road. 'Kalutara Bodhi'	43
Fig. 28 Internal space in Hollow stupa - compatible touch Sensibility 'Kalutara Bodhi'	44
Fig. 29 Paintings inside the hollow stupa - sensibility and perceptuality 'Kalutara Bodhi'	44
Fig. 30 Old Bo - Tree with Bo - Maluwa 'Kalutara Bodhi'	45

Fig. 31 Pure perceptual elements - money in charing boxes 'Kalutara Bodhi'	45
Fig. 32 Dominant 'stupa' among other urban fabrics - strong sensibility 'Sri Sambuddahloka Viharaya' Fort	46
Fig. 33 Buddha image facing the entrance 'Sri Sambuddahloka Viharaya' Fort	47
Fig. 34 Land scarcity - Narrow entrance to the 'Bo - Maluwa' 'Sri Sambuddahloka Viharaya' Fort	48
fig. 35 An Element for the perception - international Buddhist library. 'Sri Sambuddahloka Viharaya' Fort	48
Fig. 36 Paintings inside the hollow stupa - Sensibility and perceptuality 'Sri Sambuddahloka Viharaya' Fort	49
Fig. 37 Giant Buddha image 'Thorana' and temple trees - elements of the sensible arrangement 'Jethawanarama Viharaya' Princes of Wales Mawatha Colombo	50
Fig. 38 Access way to the image house - good sensibility 'Jethawanarama Viharaya' Princes of Wales Mawatha Colombo	51
Fig. 39 Bo - Maluwa with haphazard built structures 'Jethawanarama Viharaya' Princes of Wales Mawatha Colombo	51

Fig. 40 Davala and Image house - No proper interaction 53

**'Jethawanarama Viharaya' Princes of Wales
Mawatha Colombo**

Fig. 41 Vehicle parking destroy the serene environment 53

**of the 'Weli Maluwa'
'Jethawanarama Viharaya' Princes of Wales
Mawatha Colombo**



University of Moratuwa, Sri Lanka
Electronic Theses & Dissertations
www.lib.mrt.ac.lk



ABSTRACT

Image and the Imageability are the main physical aspects which can be identified in a place. Capacity of image making of a 'place' is called as the imageability of the place. That ability of a place is determined by its imageable structure which consist with the sensible and perceptual arrangement .

Religious buildings and places evoke special images for people . Because , religion has done a major role of the transition of human beings from barbarians to civilized people. Most Buddhist sacred places in rural areas are possessed with considerable images. But, due to the unavoidable urbanization of towns, the Buddhist sacred places in congested urban contexts have more restrictions of projecting their images. Their perceptual arrangement is not strong as a Buddhist sacred place. The study finds that sensible arrangement can be used as the tool for their physical aspects.

Activities in some urban Buddhist sacred places are less functioning and other unnecessary activities are invading into that Buddhist sacred place. It may lead to the destruction of the Buddhist society . To avoid that dangerous situation, the study proposes that the weaknesses of sensible and perceptual arrangements of Buddhist sacred places in congested urban contexts to be identified and improved to give a certain amount of physical aspects for that Buddhist sacred places.