

#### **4.0 DISCUSSION**

To rectify the present situation, either more carriages have to be introduced to existing trains provided the locomotives have the power to haul the additional carriages and to introduce new trains specially during peak hours. This will enable to reduce busses and other road vehicles considerably. The rail at the moment caters for a single corridor on Coast line while the Galle road caters for a dual corridor. It should be noted that some of the Coast line stations for eg. Mount Lavinia, Ratmalana, Angulana, Lunawa, are further away from the Galle road and at the moment there is hardly any feeder service or a rail-bus coordinated service or a shuttle service to these stations from Galle road. It is difficult to expect a possible transfer from buses to rail of short distance commuters as they would always prefer to use a single mode. However in the past there were feeder services to Mount Lavinia by route no147 and to Angulana by route no161. These services were stopped either due to want of buses or they were unable to keep connections to trains due to strict operating schedules. Hence it is utmost important that there be a national policy on rail road coordination.

Duplication of services, and competitiveness between bus and rail should be avoided as much as possible since it is waste of resources. To certain coast line stations for example Bambalpitiya, and Kollupitiya buses are unable to approach due to congestion on approach roads, or inadequate circulating areas.

If more trains are introduced, they would cater for passengers during off peak hours. Attractions should be made to the off peak travelers to utilise the train by rewarding them with benefits and concessions similar to that of developed countries. With one ticket to travel by train and by bus within a limited area. They should be provided with a service at regular intervals so that the waiting time at stations are reduced, and they should be able to keep in their memory the train times.

It is noted that many train travelers do not reside in the vicinity of the station by the amount of bicycles parked in shops close to the stations, specially Panadura, Kalutara and Alutgama. Similarly many take the bus or walk a short distance on arriving at their destination. Hence to start with during off peak hours, it will be beneficial to the travelers, if they are allowed to carry their bicycles in the train.

The capital investment pumped into the rail over the years has been grossly inadequate and as such the rail does not serve the people to its true potential. Further Rail has to regain the confidence of the public with respect to its reliability, frequency during peak hours, punctuality, safety and comfort. Hence it is essential that a study be done on the requirement of budgetary allocations to be provided annually, with respect to a policy and a programme, if the railway is to reconstitute its lost prestige and achieve to become countries main mass transit system. This will result in reducing the present road congestion and will bring an economic return by way of reduction in fuel consumption in road vehicles, less accidents on roads, less pollution and the road could be used in a beneficial manner for commercial and business activities and transport of essential commodities for short distances etc. Latter will reduce the cost of living, since turn round time of goods vehicles will be quicker. their consumption of fuel will be less and less problems in parking thereby in

return trader will be able to sell his product at a cheaper price than at present. Increase in train speeds are vital, for the public to find that train travel is more advantageous.

Policy on park and ride will give independence to the train traveler, since he need not depend on another public mode to arrive at the station. Hence providing a properly guarded parking lots for cycles, motor cycles, trishaws and a few cars will not only help passengers but also bring revenue to the railway by way of parking fees.

The suburban electrification of Railways will be a justifiable solution to the present day problems, where one could very easily anticipate a modal shift from busses to rail, due to quicker sectional times, (faster acceleration and deceleration ) higher frequencies, easy entraining and detraining with the raising of platforms to floor level of carriages. Stations should be modernised to cater for passenger needs and comfort by having super markets, restaurants etc. This will enable the traveler to shop and take the next train.

The present level of fares are far below the cost that railway has to incur and hence periodical studies are required to be done to revise the fares according cost of service and the comforts offered. However it should be borne in mind that proposed fares should be in keeping with the income level of traveling public. Cross subsidy from a reliable freight service will enable to keep the passenger fares at a reasonable level.

Railway staff at stations should be courteous, polite and helpful to the passengers and information should be readily available or broadcasted over public address system. Such actions without incurring much cost, will attract passengers to the train.




## **5.0 RECOMMENDATIONS**

Following recommendations are made in order to achieve a considerable modal shift from road to rail on the basis of this study.

1. Change of policy to enable rail road coordination.
2. Buses to complement rail with feeder services, rather than adopt competitiveness. Adequate circulating areas to be provided at important. Stations
3. Introduction of concessionary train fares, during off peak hours and allowing the same ticket to be utilised for traveling by buses in a limited area.(Integrated ticketing system)
4. Allowing passengers to carry bicycles in trains during off peak hours, activating a reduction in congestion on roads.(A folding bicycle is already manufactured in Japan to be carried in trains known as traincle – folded dimension 55cm,33cm,58cm,6.5kg- International Railway Journal, February 1999.)
5. The off peak hour rail service to be at regular intervals, within 20,30, or 45 minutes.
6. Improve reliability, frequency during peak hours, punctuality, safety and comfort of the rail service.
7. Increase train speeds by improving tracks and rolling stock maintenance standards.
8. Evaluate and provide the required annual investments, on a pre determined policy and programme of the Railway.
9. Parking areas and security has to be provided at railway stations for push cycles, motor cycles, trishaws a few cars and buses.
10. Recommend electrification of suburban railway where studies have been completed, with a view to develop in the future as a mass transit system with intermodal facilities and regional development in commuter stations
11. Positive factors of rail, involved in the reduction of road congestion and environmental pollution to be evaluated in monetary terms and an equal investment to be made on the railway to further improve the system.
12. Present fares structure to be studied and recommendations to be made if necessary for its revision.
13. Information systems at railway stations and passenger facilities to be improved, with a greater emphasis on customer care.

## **6.0 REFERENCES**

### **Bibliography**

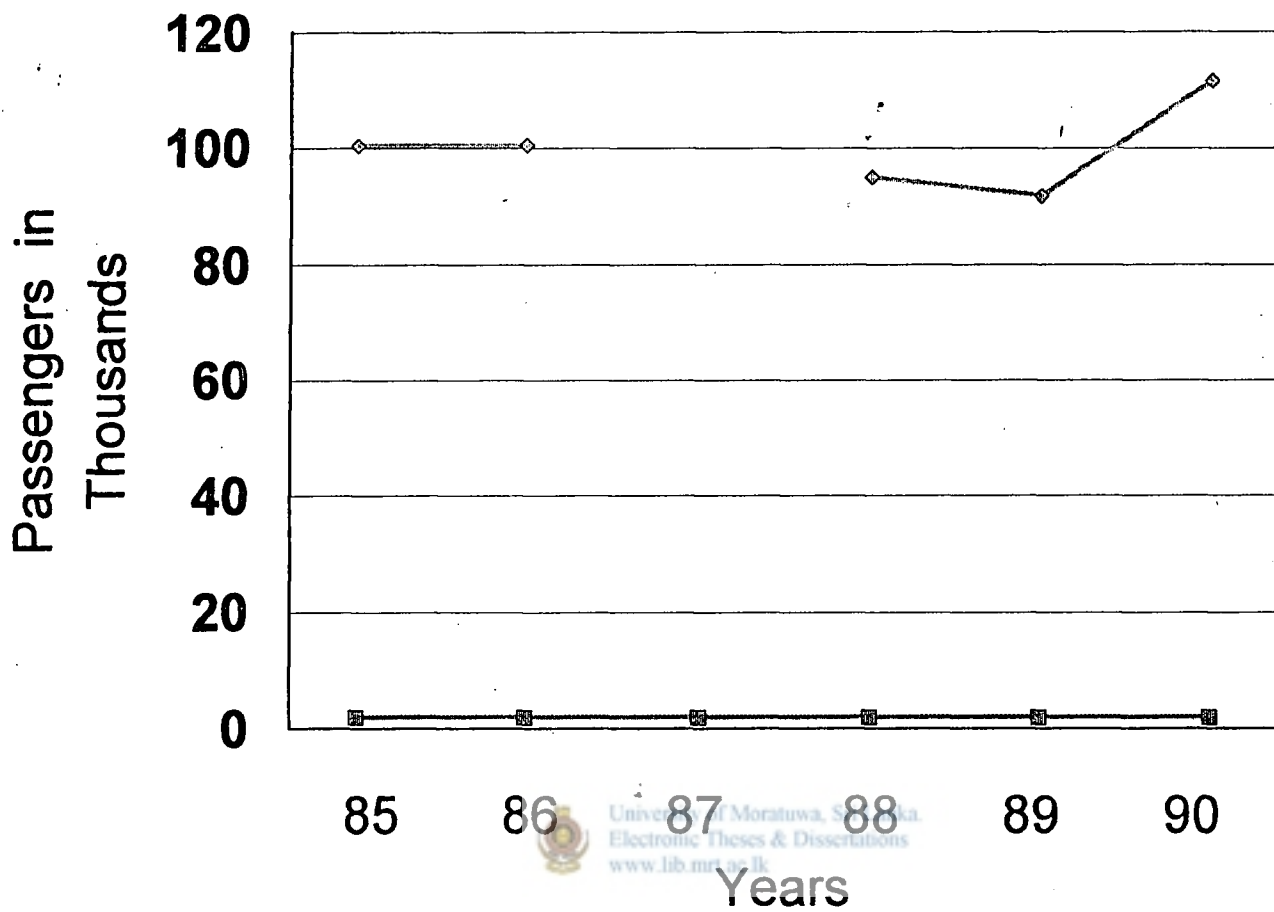
- (I) Southern transport corridor project study - Wilbur Smith report - June 1998 – Colombo.
- (II) Inter modal transport study - Southern Development Authority of Srilanka - Jan. 1998 –Colombo. Dr. N.Jayawardena Team Leader and Transport Specialist.
- (III) Srilanka Economic Journal - Srilanka Economic Association - April 1994- Colombo.
- (IV) Central Bank reports - 1981- 1997.
- (V) Passenger statistics data of Sri lanka Railway (1991-1997)  
 University of Moratuwa, Sri Lanka  
Electronic Theses & Dissertations  
[www.lib.mrt.ac.lk](http://www.lib.mrt.ac.lk)
- (VI) Bus passenger statistics data of National Transport Commission (1992-1998)
- (VII) Vehicular traffic data -Transport Studies Planning Centre.
- (VIII) International Railway Journal – February 1999 Editor in Chief, Mike Knutton
- (IX) Colombo Urban Transport Study stage 2, under preparation.

## APPENDIX I



University of Moratuwa, Sri Lanka.  
Electronic Theses & Dissertations  
[www.lib.mrt.ac.lk](http://www.lib.mrt.ac.lk)

## Rail passengers - Coast Line



Year	1985	1986	1987	1988	1989	1990
Passenger	100324	100469		94953	91751	111455

Table 2.1

FOR A DAY IN THE MONTH OF MARCH FOR THE YEARS SHOWN BELOWPassengers transported by rail

	1991	1992	1993	1994	1995	1996	1997	1998
Fort - Kalutar south	71021	73813	82338	89012	86352	89589	92277	
Kalutar south - Galle	26765	26471	29509	34262	32988	32389	33361	
Galle - Matara	7169	6612	7550	8908	9745	9203	9479	

Passengers transported by S.L.C.T.B.

Colombo - Matara	90141	181594	181348	32052	79657	37990	46742	
Colomb o- Tangalle	13370	28557	19220	27967	10984	20715	9054	
Colombo -Kataragama	87655	47383	93312	135188	151752	106591	82071	

Passengers transported by Private Busses

Colombo - Matara (Normal)					7220	6308	7296	
(Luxury)					3720	5460	5820	
(Semi-Luxury)						588	756	
Colomb -Tangalle (Normal)					1216	380	380	
(Luxury)					1020	1980	2880	
(Semi-Luxury)								
Colombo - Kataragama (Normal)					912	456	380	
(Luxury)					720	1380	1020	
(Semi-Luxury)						84	84	

N.B. Load Factor for S.L.C.T.B. - 55  
Private -40

Load factor obtained from the National Transport commission.  
Table 2.2

PASSENGERS RAIL AND BUS

Origin - Destination	Av. trip length Km	Price/Km Cts
Col-Galle	49.2	17.24 upto 1996
	59.7	18.44 after 1996
Col-Matara	57.1	17.5
	67	20.06
Col-Kataragama	87.9	16.8
	114.7	19.61
Col-Hambantota	75.5	17.47
	79.6	20.47
Col-Tangalle	61.1	17.52
	64.8	19.88

N.B : Above data was obtained from the National Transport Commission.

Table 2.3



University of Moratuwa, Sri Lanka  
Electronic Theses & Dissertations  
[www.lib.mrt.ac.lk](http://www.lib.mrt.ac.lk)

AVERAGE TRIP LENGTH



Year	Regional	Rail	Bus	Rail	Bus	Train	Bus	Fuel	
	GDP (millions)	Passenger (km/day)	Passenger (km/day)	Fare (cts/km)	Fare (cts/km)	km/day	km/day	Consumption (liters) Rail	Bus
1990	10,986	3,789,470	9,637,151	19	17.3	5,023	595,390	15,070	132,309
1991	11,763	2,811,072	11,477,309	19	17.3	4,951	677,022	14,853	150,449
1992	12,548	2,760,488	13,668,833	19	17.3	5,107	769,846	15,321	171,077
1993	13,721	3,131,175	16,278,816	19	17.3	5,196	875,397	15,589	194,533
1994	14,016	3,498,650	19,731,438	19	17.3	4,665	1,083,754	13,995	240,834
1995	14,612	3,441,649	15,416,704	19	17.3	4,764	904,508	14,291	201,002
1996	16,206	3,447,644	24,519,799	23	19.7	4,781	1,135,243	14,343	252,276
1997	15,211	3,453,649	17,314,654	23	19.7	5,618	819,614	16,854	162,136

Rail Demand Forecast  
Regression Output:

Bus Demand Forecast  
Regression Output:

Constant	2653161.1
Std Err of Y Est	377387.45
R Squared	0.0532512
No. of Observations	8
Degrees of Freedom	6

Constant	-16795908
Std Err of Y Est	2167956.7
R Squared	0.8181002
No. of Observations	8
Degrees of Freedom	6

X Coefficient(s)	46.840106
Std Err of Coef.	80.629647

X Coefficient(s)	2406.1384
Std Err of Coef.	453.18864

Rail Dem=Constant+X coefficient\*RGDP

Bus Dem=Constant+X coefficient \* RGDP

Regression Output:

Constant	1711333.3
Std Err of Y Est	373104.53
R Squared	0.0746183
No. of Observations	8
Degrees of Freedom	6

X Coefficient(s)	88290.023
Std Err of Coef.	126932.74

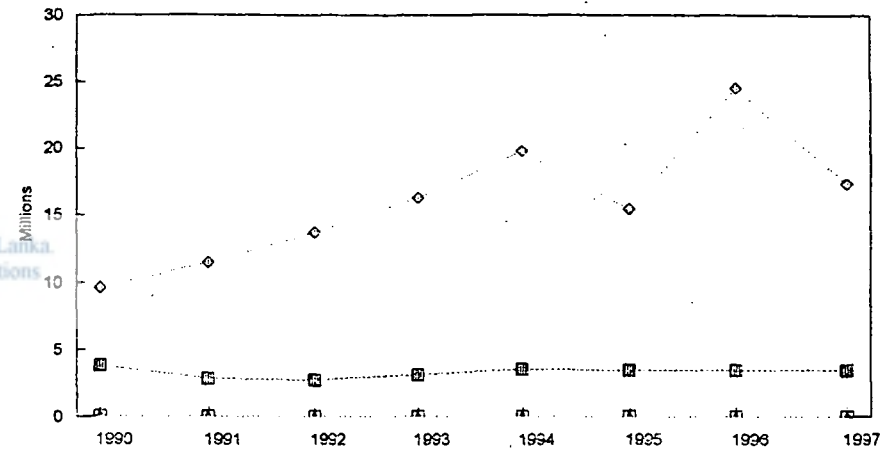
Rail Dem= Constant + Xcoefficient \* Bus Fare

Regression Output:

Constant	-32837928
Std Err of Y Est	3688023.9
R Squared	0.4149554
No. of Observations	8
Degrees of Freedom	6

X Coefficient(s)	2728565
Std Err of Coef.	1322732.6

Bus Dem= Constant + Xcoefficient \* Bus Fare



Regression analysis - passenger forecast

Table 3.1

RGDP obtained from the Central Bank reports of 1981-1997.

**PASSENGERS ON 23.09.98 (WEDNESDAY)**

**Scheduled time of arrival at Fort**

<u>Scheduled time of arrival at Fort</u>		<u>To</u>	<u>Carriage No.</u>	<u>No. of Passengers</u>
0718			TC 15760	155
0728			TC 16021	164
0742			TC 8186	216
0756			TC 15768	234
0802			S8 SBC 15676	277
0814			TC 15142	285
0819			TC 15769	270
0828			TC 15731	268
0834			S8 SBC 15680	112
0841			TC 15753	64
0854			S8 SBC 15684	160
0857			S8 SBC 15018	140
0910		Fort	TC 8386	50
0955		Fort	TC 16017	102
1115	344	Fort	S8 SBC 15684	31
1335	380	Up	SC 8361	32
1445	352	Up	TC 8188	35
1705	367	Up	TC 15137	19
1755	372	Up	S8 SBC 15736	37



24

**Scheduled time of arrival at Moratuwa**

<u>Scheduled time of arrival at Moratuwa</u>	<u>Train No</u>	<u>Up/Dn</u>	<u>From</u>	<u>To</u>	<u>Carriage No.</u>	<u>No. of Passengers</u>
0712	720	Dn	Maradana	Kalutara South	SC 8388	14
0736	723	Dn	Maradana	Panadura	S8 SBC 15771	40
0818	50	Dn	Maradana	Matara	tc 15758	52
0925	727	Dn	Maradana	Panadura	TC 15131	12
0927	40	Dn	Maradana	Matara	TC 15834	94
1135	741	Dn	Maradana	Panadura	TC 8212	14
1217	742	Dn	Maradana	Alutgama	S8 SBC 15681	60
1305	744	Dn	Maradana	Kalutara South	TC 8326	38
1444	748	Dn	Maradana	Panadura	TC 15007	38
1722	761	Dn	Maradana	Panadura	S8 SBC 15680	273
1738	758	Dn	Maradana	Kalutara South	TC 15766	250
1825	759	Dn	Maradana	Alutgama	S8 SBC 15700	225
1828	764	Dn	Maradana	Galle	S8 SBC 15706	180

Tally taken between Moratuwa-Panadura and Mt.Lavinia-Wellawatte

Table 3.2

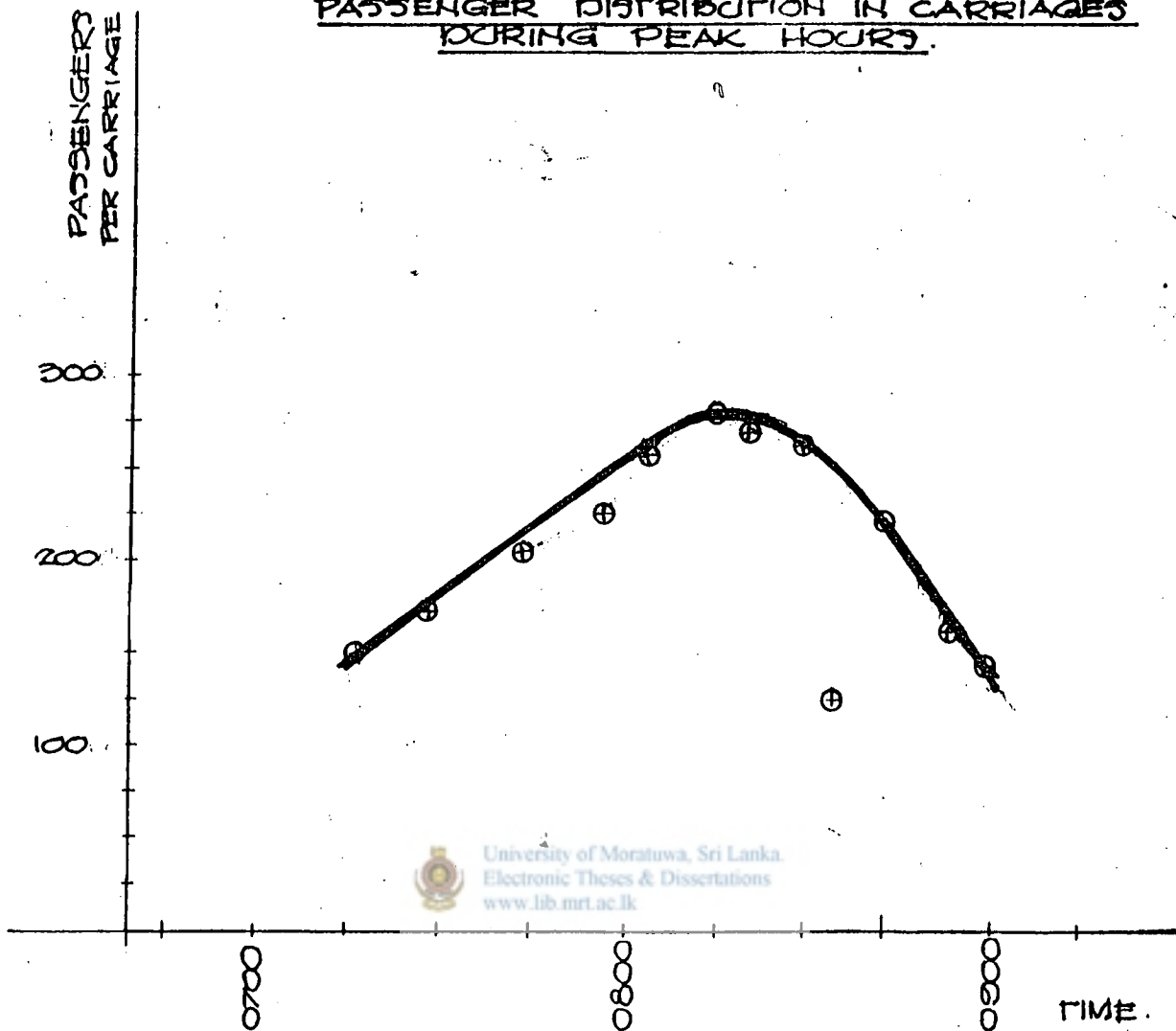
TALLY OF PASSENGERS ON 25.09.98 (FRIDAY)

<u>Scheduled time of arrival at Fort</u>	<u>Train No</u>	<u>Up/Dn</u>	<u>From</u>	<u>To</u>	<u>Carriage No</u>	<u>No. of Passengers</u>
0718	310	Up	Panadura	Fort	TC 15758	145
0728	311	Up	Galle	Fort	TC 16021	186
0742	316	Up	Panadura	Fort	TC 8186	192
0756	317	Up	Alutgama	Fort	TC 8143	215
0802	313	Up	Panadura	Fort	S8 SBC 15676	273
0814	320	Up	Galle	Fort	TC 15142	276
0819	325	Up	Moratuwa	Fort	TC 15717	270
0828	324	Up	Alutgama	Fort	TC 15721	262
0834	332	Up	Ratmalana	Fort	S8 SBC 15680	130
0841	328	Up	Panadura	Fort	TC 15752	57
0854	331	Up	Moratuwa	Fort	S8 SBC 15683	160
0857	334	Up	Wadduwa	Fort	S8 SBC 15015	144
0910	342	Up	Kalutara South	Fort	TC 8388	50
0955	57	Up	Matara	Fort	TC 16017	103
1115	344	Up	Kalutara South	Fort	S8 SBC 15684	39
1335	350	Up	Panadura	Fort	SC 8343	36
1445	352	Up	Kalutara South	Fort	TC 8184	35
1705	367	Up	Panadura	Fort	TC 151131	20
1755	372	Up	Panadura	Fort	S8 SBC 15732	24

<u>Scheduled time of arrival at Moratuwa</u>	<u>Train No</u>	<u>Up/Dn</u>	<u>From</u>	<u>To</u>	<u>Carriage No</u>	<u>No. of Passengers</u>
0718	716	Dn	Maradana	Wadduwa	S8 SBC 15679	98
0805	50	Dn	Maradana	Matara	TC 15794	95
0840	723	Dn	Maradana	Panadura	TC 15717	25
0904	727	Dn	Maradana	Panadura	TC 15131	12
1005	40	Dn	Kandy	Matara	TC 15536	135
1125	741	Dn	Maradana	Panadura	SC 15041	27
1328	744	Dn	Maradana	Kalutara South	TC 15766	40
1437	56	Dn	Maradana	Matara	TC 15866	148
1510	748	Dn	Maradana	Kalutara South	TC 15006	70
1720	761	Dn	Maradana	Panadura	S8 SBC 15680	223
1740	758	Dn	Maradana	Alutgama	TC 15767	275
1820	759	Dn	Maradana	Kalutara South	S8 SBC 15676	260
1830	766	Dn	Maradana	Matara	TC 15831	126

Tally taken between Moratuwa-Panadura and Mt. Lavinia-Wellawatte

PASSENGER DISTRIBUTION IN CARRIAGES  
DURING PEAK HOURS.



TRAIN NO.	TIME Arr. FORT	NO OF CARRIAGES	NO OF PASSENGERS.
310	0718	08	1200
311	0728	14	2450
316	0742	05	1025
317	0756	08	1800
313	0802	05	1300
320	0814.	09	2520
325	0819	07	1850
324	0828	08	2120
332	0834	04	480
328	0841	12	720
331	0854	05	800
334	0857.	05	710.

Table 3.6

Summary of Ordinary & Season Ticket Trips per Day - By Origin-Destination - March 1991

From \ To	1.	2.	3.	4.	5.	6.	7.	8.	9.	10.	11.	12.	13.	14.	15.	16.	17.
	Fot/Mda	Dag	Kla/Rgm	Wpa/Gph	Drt/Vgd	Wrw/Plg	Pnl/Pda	Gey/Nvp	Ino/Noa	Pkp/Bad	Sua/Kdt	Mya/Mtl	Prl/Jla	Tud-Ngb	Kat-Chl	Bgy/Ptm	Twp/Tlm
1. Fort-Maradana	254	208	9,258	9,805	4,149	5,508	984	223	708	300	942	16	1,569	1,431	669	30	282
2. Dematagoda	153	--	489	578	148	106	1	--	--	--	--	--	98	44	13	--	--
3. Kelaniya-Ragama	8,326	475	2,714	2,992	837	883	54	13	25	8	58	2	452	465	81	38	48
4. Walpoia-Gampaha	10,083	605	3,137	5,123	2,044	1,625	40	4	21	5	53	--	27	17	--	--	30
5. Daraluwa-Veyangoda	4,157	155	834	2,507	1,153	2,080	112	20	49	22	99	2	4	--	--	--	76
6. Wadurawa-Polgahawela	4,214	120	707	1,740	2,258	5,260	544	17	73	39	98	1	9	3	--	--	123
7. Panaliya-Peradeniya	1,060	2	67	53	115	584	1,098	228	70	40	555	17	--	--	--	--	15
8. Geliya-Nawalapitiya	205	--	17	5	20	16	231	2,033	1,069	62	1,131	40	1	--	--	--	--
9. Inguru Oya-Nanu Oya	550	--	33	16	41	52	56	1,043	3,157	538	159	4	--	1	1	--	2
10. Parakumpura-Badulla	288	--	16	10	25	42	31	69	524	1,626	75	2	1	1	--	--	1
11. Sarasavi Uyana-Kandy	950	--	71	59	95	99	568	1,101	142	64	136	1,332	2	3	3	--	1
12. Mahiyawa-Matale	16	--	2	--	1	1	17	40	4	2	1,421	2,036	--	--	--	--	--
13. Peralande-JaEla	1,564	106	424	27	5	10	1	--	--	--	2	--	204	459	105	62	2
14. Tudella-Negombo	1,402	37	378	18	--	4	--	--	1	--	3	--	427	1,082	735	21	1
15. Kattuwa-Chilaw	685	6	69	1	--	--	--	--	--	--	2	--	97	611	774	32	--
16. Bangadeniya-Puttalam	16	--	22	--	--	--	--	--	--	--	--	--	36	15	23	15	--
17. Talawattegedera-Thimbiriagedera	283	--	44	30	71	128	14	--	1	--	2	--	1	--	--	--	1,260
18. Maho-Medawachchiya	606	--	59	52	95	115	5	1	6	7	5	--	1	1	--	--	1,029
19.	--	--	--	--	--	--	--	--	--	--	--	--	--	--	--	--	--
20. Poonewa-Thandikulam	395	--	3	1	4	9	--	--	--	--	--	--	--	--	--	--	19
21. Konwewa-Gal Oya	20	--	2	1	4	2	--	--	--	--	--	--	--	--	--	--	4
22. Minneriya-Batticaloa	201	--	4	2	6	5	--	--	--	1	1	--	--	--	--	--	6
23. Agbopura-Trncomalee	82	--	1	--	1	2	--	--	--	--	--	--	--	--	--	--	4
24. Baseline Road-Padukka	635	3	6	2	--	--	--	--	1	--	--	--	--	--	--	--	--
25. Pinnawala-Avissawella	34	--	--	--	--	--	--	--	--	--	--	--	--	--	--	--	--
26. Kompannaviidiya-Bambalapitiya	202	16	897	1,147	110	592	58	1	1	--	10	--	432	279	203	--	32
27. Wellawatte-Moratuwa	4,486	71	276	256	115	174	22	7	38	3	18	--	73	80	32	1	17
28. Koraliawella-Panadura	4,040	48	44	13	7	10	2	1	12	2	15	--	2	4	1	--	2
29. Pinwatte-Kalutara South	3,619	15	29	18	6	10	3	1	7	3	17	--	6	1	--	--	7
30.	--	--	--	--	--	--	--	--	--	--	--	--	--	--	--	--	--
31. Katukurunde-Ambalangoda	3,206	15	15	8	5	8	4	2	6	4	23	1	3	2	2	--	4
32. Madampagama-Galle	1,643	5	14	13	8	11	7	2	14	6	44	1	1	6	1	--	8
33. Katugoda-Matara	843	1	12	18	11	15	7	4	11	3	50	1	--	2	1	--	16
Total	55,218	1,888	19,644	24,595	11,334	17,151	3,859	4,810	5,940	2,735	4,919	3,455	3,446	4,487	2,644	199	2,969

University of Moratuwa, Sri Lanka  
Electronic Theses & Dissertations  
www.lib.mfu.ac.lk

File: c:\stats\vnbr-91m

	18.	19.	20.	21.	22.	23.	24.	25.	26.	27.	28.	29.	30.	31.	32.	33.	Total
From \ To	Mho/Anp	Sir/Mwh	Por/Vna	Kon/Goa	Miy/Bco	Apr/Tco	Bst/Pdk	Pnw/Avs	Kpn/Bpt	Wte/Mrt	Kor/Pnd	Pin/Kis	Kkd/Alt	Bnt/Aba	Mpa/Gle	Kug/Mtr	
1. Fort-Maradana	536	--	958	32	418	132	604	33	293	4,260	4,054	3,623	--	3,212	1,524	647	56,742
2. Dematagoda	--	--	--	--	--	--	3	--	18	72	47	17	--	16	5	1	1,809
3. Kelaniya-Ragama	56	--	3	3	7	1	6	--	940	291	40	20	--	14	14	9	19,675
4. Walpola-Gampaha	58	--	--	2	4	--	2	--	1,159	262	13	15	--	10	15	20	24,374
5. Daraluwa-Veyangoda	106	--	3	6	19	2	--	--	582	117	8	8	--	5	7	8	12,141
6. Wadurawa-Polgahawela	127	--	7	3	14	1	--	--	600	179	10	12	--	10	12	12	16,193
7. Panaliya-Peradeniya	8	--	1	--	1	--	--	--	59	26	4	7	--	7	9	11	4,037
8. Geliya-Nawalapitiya	3	--	1	--	--	--	--	--	1	8	1	1	--	1	2	2	4,850
9. Inguru Oya-Nanu Oya	5	--	3	--	--	--	--	--	--	21	12	7	--	7	11	10	5,729
10. Parakumpura-Badulla	10	--	--	--	--	--	--	--	--	3	2	5	--	4	6	1	2,742
11. Sarasavi Uyana-Kandy	3	--	1	--	--	--	--	--	10	21	18	22	--	22	39	45	4,807
12. Mahaiyawa-Matale	--	--	--	--	--	--	--	--	--	--	--	--	--	--	--	--	3,540
13. Peralande-JaEla	1	--	--	--	--	--	--	--	443	76	2	6	--	3	--	1	3,503
14. Tudella-Negombo	--	--	--	--	--	--	--	--	281	80	3	1	--	1	5	1	4,461
15. Kattuwa-Chilaw	--	--	--	--	--	--	--	--	204	37	2	1	--	2	1	1	2,525
16. Bangadeniya-Puttalam	--	--	--	--	--	--	--	--	--	1	--	--	--	--	--	--	128
17. Talawattegedera-Thimbiriya	445	--	13	6	19	2	--	--	32	18	2	7	--	6	8	13	2,405
18. Maho-Medawachchiya	417	--	135	26	47	1	--	--	3	11	8	22	--	19	22	28	2,721
19.	--	--	--	--	--	--	--	--	--	--	--	--	--	--	--	--	0
20. Poonewa-Thandikulam	97	--	--	--	--	--	--	--	--	1	--	--	--	--	--	--	529
21. Konnewa-Gal Oya	19	--	--	99	84	--	--	--	--	--	--	--	--	--	--	--	241
22. Minneriya-Batticaloa	22	--	--	80	493	--	--	--	--	--	--	1	--	--	--	1	823
23. Agbopura-Trincomalee	2	--	--	11	1	130	--	--	--	--	--	--	--	--	--	--	234
24. Baseline Road-Padukka	--	--	--	--	--	--	1,089	205	22	7	--	--	--	--	--	--	1,970
25. Pinnawala-Avissawella	--	--	--	--	--	--	134	175	--	--	--	--	--	--	--	--	343
26. Kompannawidiya-Bambalapitiya	--	--	--	--	--	--	--	50	1,893	1,548	885	--	--	293	46	--	9,172
27. Wellawatte-Moratuwa	--	--	--	--	--	--	--	1,810	2,576	1,458	1,196	--	--	753	138	78	13,678
28. Korawella-Panadura	--	--	--	--	--	--	--	1,541	1,287	1,172	334	--	--	274	66	32	7,909
29. Pinwatte-Kalutara South	--	--	--	--	--	--	--	956	1,176	318	94	--	--	774	219	71	7,350
30.	--	--	--	--	--	--	--	--	--	--	--	--	--	--	--	--	0
31. Katukurunde-Ambalangoda	--	--	--	--	--	--	--	329	752	244	677	--	--	1,934	1,243	110	8,597
32. Madampagama-Galle	--	--	--	--	--	--	--	65	170	61	213	--	--	1,348	2,234	1,075	6,950
33. Katugoda-Matara	--	--	--	--	--	--	--	--	115	27	66	--	--	106	1,263	2,390	4,962
Total	1,915	0	1,125	268	1,107	275	1,838	413	9,398	13,460	8,054	7,240	0	8,821	6,889	4,567	235,140

University of Moratuwa, Sri Lanka  
Electronic Theses & Dissertations  
www.lib.mrt.ac.lk



Summary of Ordinary & Season Ticket Trips per Day - By Origin-Destination - March 1992

From \ To	1. Fot/Mda	2. Dag	3. Kla/Rgm	4. Wpa/Gph	5. Dri/Vgd	6. Wrw/Plg	7. Pnl/Pda	8. Gey/Nvp	9. Ino/Noa	10. Pkp/Bad	11. Sua/Kdt	12. Mya/Mtl	13. Pri/Jla	14. Tud-Ngb	15. Kat-Chl	16. Bgy/Ptm	17. Twg/Tim
1. Fort-Maradana	251	214	9,769	10,703	4,231	4,653	950	168	645	222	672	30	1,835	1,424	731	32	293
2. Dematagoda	156	--	550	649	188	125	2	--	--	--	--	--	114	45	14	2	2
3. Kelaniya-Ragama	9,884	530	2,910	3,209	934	778	51	13	22	7	45	1	665	647	99	29	37
4. Walpola-Gampaha	10,984	689	3,388	5,196	2,830	1,987	34	3	16	4	30	1	47	16	--	--	33
5. Daraluwa-Veyangoda	4,187	196	946	2,786	1,139	2,482	92	17	54	16	48	3	7	4	--	--	62
6. Waduruwa-Polgahawela	4,779	128	650	2,055	2,511	5,187	603	15	73	33	73	2	9	2	--	--	122
7. Panaliya-Peradeniya	1,012	3	62	35	126	662	1,127	173	59	32	440	10	--	--	--	--	10
8. Geliya-Nawalapitiya	140	--	12	2	14	14	180	2,005	975	50	1,027	8	1	--	--	--	--
9. Inguru Oya-Nanu Oya	521	--	34	14	34	45	42	940	2,753	547	135	3	1	1	--	--	1
10. Parakumpura-Badulla	232	--	15	8	18	36	28	56	542	1,419	63	3	--	1	--	--	1
11. Sarasavi Uyana-Kandy	615	--	51	27	45	66	442	990	98	51	84	1,028	2	3	1	--	--
12. Mahaiyawa-Matale	21	--	1	1	2	2	14	8	2	1	1,108	1,647	--	--	--	--	--
13. Peralande-JaEla	1,861	117	648	50	8	9	1	--	--	--	2	--	272	593	104	51	3
14. Tudella-Negombo	1,410	36	540	17	5	3	--	--	--	--	3	--	544	1,482	730	19	--
15. Kattuwa-Chilaw	753	9	104	--	--	--	--	--	1	--	--	--	99	674	831	79	--
16. Bangadeniya-Puttalam	22	2	23	--	--	--	--	--	--	--	--	--	42	19	72	71	--
17. Talawattegedera-Thimbiriyaagedera	308	1	34	32	64	117	7	--	2	--	--	--	2	--	--	--	1,211
18. Maho-Anuradhapura	559	--	56	44	86	101	5	1	4	3	3	--	1	2	--	--	891
19. Saiyapura-Medawachchiya	21	--	2	2	3	4	5	--	--	--	--	--	--	--	--	--	7
20. Poonewa-Thandikulam	681	--	3	1	7	11	--	2	5	1	1	--	--	--	--	--	22
21. Konwewa-Gal Oya	30	--	4	3	5	5	--	--	--	--	--	--	--	--	--	--	11
22. Minneriya-Batticaloa	159	--	3	2	4	4	--	--	--	--	--	--	--	--	--	--	5
23. Agbopura-Trincomalee	151	--	5	2	4	7	--	--	--	--	--	--	--	1	--	--	6
24. Baseline Road-Padukka	1,181	1	45	19	6	7	1	--	1	--	3	--	2	1	1	--	--
25. Pinnawala-Avissawella	20	--	--	--	--	--	--	--	--	--	--	--	--	--	--	--	--
26. Kompannaviidiya-Bambalapitiya	169	17	930	1,250	717	613	48	2	1	--	8	--	391	297	224	--	27
27. Wellawatte-Moratuwa	4,824	46	305	286	126	139	21	8	36	2	16	--	79	73	26	2	16
28. Koratawella-Panadura	4,070	44	38	14	6	13	1	1	17	1	4	2	2	4	2	--	--
29. Pinwatte-Kalutara South	3,841	29	27	16	14	8	2	1	10	3	8	2	1	1	1	--	5
30. Katukurunde-Aluthgama	1,792	5	13	3	2	5	1	--	3	1	4	--	--	1	--	--	2
31. Bentota-Ambalangoda	1,511	8	8	4	3	3	2	1	2	2	6	1	--	--	--	--	2
32. Madampagama-Galle	1,639	1	18	13	9	12	6	3	13	3	21	2	1	5	--	--	9
33. Katugoda-Matara	644	--	12	13	11	12	7	3	12	3	30	6	1	2	--	--	12
Total	58,438	2,076	21,406	26,456	13,152	17,110	3,667	4,410	5,346	2,401	3,834	2,749	4,118	5,298	2,836	285	2,790



	18.	19.	20.	21.	22.	23.	24.	25.	26.	27.	28.	29.	30.	31.	32.	33.	Total
From \ To	Mho/Anp	Sir/Mwh	Pon/Vna	Kon/Goa	Miy/Bco	Apr/Tco	Bsl/Pdk	Pnw/Avs	Kpn/Bpt	Wte/Mrt	Kor/Pnd	Pin/Kts	Kkd/Aht	Bnt/Aba	Mpa/Gle	Kug/Mtr	
1. Fort-Maradana	484	14	623	78	331	141	1,147	19	257	4,741	4,133	3,900	1,833	1,498	1,547	558	58,127
2. Dematagoda	--	--	--	--	--	--	1	--	17	44	44	30	5	8	1	--	1,997
3. Kelaniya-Ragama	57	2	3	3	5	4	38	--	962	320	38	25	12	6	16	9	21,361
4. Walpola-Gampaha	45	1	1	3	5	2	17	--	1,250	289	14	17	4	2	14	13	26,945
5. Daraluwa-Veyangoda	89	1	7	6	13	5	5	--	718	129	6	14	3	3	6	7	13,051
6. Wadurawa-Polgahawela	115	2	9	4	10	3	6	--	625	146	11	10	7	4	12	13	17,419
7. Panaliya-Peradeniya	8	--	--	--	1	--	1	--	48	23	4	7	2	3	9	11	3,868
8. Geliya-Nawalapitiya	1	--	1	--	--	--	--	--	2	8	1	1	--	1	2	1	4,446
9. Inguru Oya-Nanu Oya	5	--	2	--	--	--	--	--	--	18	11	11	3	3	11	12	5,147
10. Parakumpura-Badulla	8	--	1	--	--	--	--	--	--	2	1	3	1	2	3	1	2,444
11. Sarasavi Uyana-Kandy	2	--	1	--	1	--	3	--	8	16	6	9	5	6	19	27	3,606
12. Mahiyawa-Matale	--	--	--	--	--	--	--	--	--	--	--	2	--	--	3	5	2,817
13. Peralande-JaEla	1	--	--	--	--	--	2	--	404	82	2	1	--	--	1	--	4,212
14. Tudella-Negombo	2	--	1	--	--	--	1	--	297	73	2	2	1	1	3	1	5,173
15. Kattuwa-Chilaw	--	--	--	--	--	--	1	--	225	31	1	2	1	--	1	1	2,813
16. Bangadeniya-Puttalam	--	--	--	--	--	--	--	--	--	1	--	--	--	--	--	--	252
17. Talawattegedera-Thimbiriyaagedera	414	2	19	7	13	4	--	--	27	18	--	5	3	2	8	12	2,312
18. Maho-Anuradhapura	265	116	80	28	30	8	--	--	4	10	11	37	6	10	23	30	2,414
19. Saliyapura-Medawachchiya	103	10	15	--	--	--	--	--	--	--	--	1	--	--	--	--	168
20. Poonewa-Thandikulam	72	13	1	--	--	--	--	--	--	1	--	2	--	--	1	1	826
21. Konwewa-Gal Oya	28	--	--	155	86	31	--	--	--	--	--	--	--	--	--	--	358
22. Minneriya-Batticaloa	14	--	--	75	589	9	--	--	--	--	--	--	--	--	1	2	867
23. Agbopura-Trincomalee	8	--	--	22	12	112	--	--	--	1	--	--	--	--	1	--	332
24. Baseline Road-Padukka	--	--	--	--	--	--	1,485	201	27	18	4	5	1	1	--	1	3,011
25. Pinnawala-Avissawella	--	--	--	--	--	--	148	63	1	1	--	--	--	--	--	--	233
26. Kompannavidiya-Bambalapitiya	2	--	4	--	--	--	23	1	40	2,107	1,612	969	214	76	52	--	9,794
27. Wellawatte-Moratuwa	6	--	4	--	--	--	17	1	2,020	2,565	1,468	1,231	675	179	125	62	14,358
28. Korlawella-Panadura	2	--	--	--	--	--	4	--	1,624	1,301	158	357	248	52	65	28	8,058
29. Pinwatte-Kalutara South	14	--	1	--	--	--	4	--	1,028	1,219	334	92	479	352	217	72	7,781
30. Katukurunde-Aluthgama	6	--	--	--	--	--	1	--	232	654	209	356	148	303	222	43	4,006
31. Bentota-Ambalangoda	10	--	1	--	1	--	1	--	99	190	50	356	344	1,068	1,006	41	4,720
32. Madampagama-Galle	23	1	1	--	1	--	--	--	63	156	60	206	223	1,085	2,325	974	6,873
33. Katugoda-Matara	27	--	1	--	1	1	1	--	--	80	20	65	34	42	1,112	2,535	4,687
<b>Total</b>	<b>1,811</b>	<b>162</b>	<b>776</b>	<b>381</b>	<b>1,099</b>	<b>321</b>	<b>2,906</b>	<b>285</b>	<b>9,978</b>	<b>14,244</b>	<b>8,200</b>	<b>7,716</b>	<b>4,252</b>	<b>4,707</b>	<b>6,806</b>	<b>4,460</b>	<b>244,476</b>

University of Moratuwa, Sri Lanka  
Electronic Theses & Dissertations  
www.lib.mrt.ac.lk



Summary of Ordinary & Season Ticket Trips per Day - By Origin-Destination - March 1993

From \ To	1. Fot/Mda	2. Dag	3. Kla/Rgm	4. Wpa/Gph	5. Dri/Vgd	6. Wnw/Ptg	7. Pnl/Pda	8. Gey/Nvp	9. Ino/Noa	10. Pkp/Bad	11. Sua/Kdt	12. Mya/Mtl	13. Prt/Jla	14. Tud-Ngb	15. Kat-Chl	16. Bgy/Ptm	17. Twg/Tim
1. Fort-Maradana	304	95	11,042	11,877	4,556	4,916	978	166	674	227	723	13	2,045	1,394	724	52	219
2. Dematagoda	147	--	559	661	175	145	2	--	--	--	--	--	119	63	17	--	1
3. Kelaniya-Ragama	10,707	546	3,054	3,539	901	882	51	11	26	6	37	--	716	735	153	28	39
4. Walpola-Gampaha	11,730	696	3,777	5,700	3,128	2,128	43	8	20	4	34	--	84	32	3	--	35
5. Daraluwa-Veyangoda	4,509	183	913	3,294	1,314	2,684	97	13	66	17	48	1	9	3	--	--	68
6. Wadurawa-Polgahawela	5,010	173	903	2,303	2,839	6,162	598	23	75	31	73	6	16	2	--	--	131
7. Panaliya-Peradeniya	1,055	3	62	36	133	654	1,111	165	49	30	487	10	1	1	--	--	9
8. Geliya-Nawalapitiya	148	--	13	8	16	16	198	2,146	931	49	1,143	11	--	--	--	--	--
9. Inguru Oya-Nanu Oya	637	--	38	17	60	77	32	896	2,730	508	127	3	--	1	--	--	--
10. Parakumpura-Badulla	198	--	14	8	21	33	29	54	474	1,396	55	2	--	1	--	--	2
11. Sarasavi Uyana-Kandy	842	--	46	26	44	73	467	1,116	110	52	84	1,160	2	3	--	--	1
12. Mahaiyawa-Matale	7	--	1	--	--	6	13	11	1	--	1,235	2,101	--	--	--	--	2
13. Peralande-JaEla	2,052	120	729	86	10	16	1	--	--	--	2	--	435	685	100	50	3
14. Tudella-Negombo	1,370	50	606	24	3	3	1	--	1	--	3	--	659	1,760	710	27	6
15. Kattuwa-Chilaw	735	10	161	2	--	--	--	--	1	--	--	--	97	613	951	115	--
16. Bangadeniya-Puttalam	50	1	22	--	--	--	--	--	--	--	--	--	--	--	--	--	--
17. Talawattegedera-Thimbinyagedera	242	--	37	32	68	140	10	--	1	--	1	--	47	34	115	92	--
18. Maho-Anuradhapura	580	--	55	57	96	112	21	2	4	--	2	--	3	5	--	--	892
19. Saliyapura-Medawachchiya	35	--	3	3	3	5	1	--	5	--	1	--	--	--	--	--	7
20. Poonewa-Thandikulam	708	--	3	1	6	26	1	--	1	--	1	--	--	--	--	--	28
21. Konwewa-Gal Oya	20	--	4	3	4	6	4	--	--	--	--	--	--	--	--	--	11
22. Minneriya-Batticaloa	72	--	2	1	2	4	--	--	--	--	--	--	--	--	--	--	4
23. Agbopura-Trincomalee	161	--	2	5	4	7	--	--	1	--	--	--	--	1	--	--	7
24. Baseline Road-Padukka	1,346	4	61	23	6	10	1	--	1	--	2	--	2	3	1	--	--
25. Pinnawala-Avissawella	25	--	--	--	--	--	--	--	--	--	--	--	--	--	--	--	--
26. Kompannavidiya-Bambalapitiya	196	25	966	1,264	521	555	31	3	--	--	13	--	368	255	257	1	--
27. Wellawatte-Moratuwa	5,578	92	346	368	132	168	18	5	45	3	21	1	64	70	29	1	40
28. Korallawella-Panadura	4,375	58	57	13	4	8	1	--	15	2	5	--	--	4	1	--	18
29. Pinwatte-Kalutara South	4,123	29	63	21	12	12	3	1	10	3	7	--	1	3	--	--	1
30. Katukurunde-Aluthgama	2,006	7	19	6	2	5	2	1	4	1	4	--	--	2	--	--	6
31. Bentota-Ambalangoda	1,647	7	11	6	4	4	2	1	3	1	6	--	--	1	--	--	3
32. Madampagama-Galle	1,762	4	21	16	9	14	6	1	8	7	24	1	1	4	--	--	3
33. Katugoda-Matara	759	1	17	15	13	13	7	4	10	2	25	1	1	2	1	--	8
Total	63,136	2,104	23,607	29,415	14,086	18,884	3,724	4,628	5,265	2,344	4,162	3,310	4,672	5,680	3,062	366	2,873

	18.	19.	20.	21.	22.	23.	24.	25.	26.	27.	28.	29.	30.	31.	32.	33.	Total
From \ To	Mho/Arp	Slr/Mwh	Pon/Vna	Kon/Goa	Miy/Bco	Apr/Tco	Bsl/Pdk	Pnw/Avs	Kpn/Bpt	Wte/Mrt	Kor/Pnd	Pin/Kts	Kkd/Aht	Bnt/Aba	Mpa/Gle	Kug/Mtr	
1. Fort-Maradana	563	21	571	--	--	--	1,306	25	278	5,596	4,483	4,183	2,060	1,619	1,647	588	62,945
2. Dematagoda	--	--	--	--	--	--	4	--	19	87	55	29	8	7	4	1	2,103
3. Kelaniya-Ragama	57	2	4	3	5	5	54	--	1,023	370	60	61	19	11	20	12	23,137
4. Walpoila-Gampaha	59	1	1	2	4	5	20	--	1,265	369	14	22	8	5	15	15	29,227
5. Daraluwa-Veyangoda	105	2	8	5	12	6	5	--	521	138	6	11	3	4	7	10	14,062
6. Wadurawa-Polgahawela	119	3	13	2	11	5	9	--	571	181	9	12	5	4	12	15	19,316
7. Panaliya-Peradeniya	6	--	--	--	--	--	1	--	32	22	4	9	3	4	8	15	3,910
8. Galiya-Nawalapitiya	1	--	1	--	--	--	--	--	3	6	--	1	--	1	1	2	4,695
9. Inguru Oya-Nanu Oya	3	--	5	--	--	--	--	--	1	34	10	9	3	4	6	10	5,213
10. Parakumpura-Badulla	3	--	1	--	1	1	--	--	--	3	3	3	1	2	5	2	2,311
11. Sarasavi Uyana-Kandy	2	--	--	--	--	--	1	--	13	25	4	9	5	6	22	24	4,138
12. Mahaiyawa-Matale	--	--	--	--	--	--	--	--	--	1	--	--	--	--	--	--	3,376
13. Peralande-JaEla	3	--	--	--	--	--	2	--	380	69	1	1	--	--	1	1	4,747
14. Tudella-Negombo	1	--	--	--	--	--	3	--	253	69	4	3	2	--	2	1	5,562
15. Kattuwa-Chilaw	--	--	--	--	--	--	1	--	256	35	2	2	1	--	2	1	2,985
16. Bangadeniya-Puttalam	--	--	--	--	--	--	--	--	1	--	--	--	--	--	--	--	362
17. Talawatgedera-Thimbiniyagedera	337	3	22	12	10	5	--	--	39	20	1	7	4	3	7	5	2,339
18. Maho-Anuradhapura	240	127	76	32	23	6	--	--	2	11	10	19	6	11	19	27	2,438
19. Saliyapura-Medawachchiya	85	10	13	--	--	--	--	--	--	--	--	--	--	--	--	--	166
20. Poonewa-Thandikulam	48	14	28	--	2	4	--	--	--	1	1	1	--	--	3	2	884
21. Kornewa-Gal Oya	24	--	--	148	99	48	--	--	--	--	--	--	1	--	--	--	362
22. Minneriya-Batticaloa	15	--	1	91	408	12	--	--	--	--	--	1	--	--	--	--	614
23. Agbopura-Trincomalee	5	--	2	30	12	119	--	--	--	--	1	--	--	--	--	--	357
24. Baseline Road-Padukka	--	--	--	--	--	--	1,670	200	46	15	5	2	3	2	1	2	3,406
25. Pinnawala-Avissawella	--	--	--	--	--	--	147	52	1	1	--	--	--	--	--	--	226
26. Kompannaviya-Bambalapitiya	2	--	1	--	--	--	39	1	40	2,188	1,710	2,725	214	91	44	--	11,550
27. Wellawatte-Moratuwa	7	--	1	--	--	--	14	1	2,193	2,901	1,437	1,243	756	171	191	76	15,950
28. Korallawella-Panadura	8	--	--	--	--	--	5	--	1,689	1,230	164	386	299	86	85	43	8,539
29. Pimwatte-Kalutara South	17	--	1	--	1	--	2	--	2,754	1,192	352	106	448	210	222	81	9,680
30. Katukurunde-Aluthgama	5	--	--	--	--	--	3	--	237	720	242	328	143	348	248	53	4,389
31. Bentota-Ambalangoda	10	1	2	--	1	--	2	--	113	178	85	215	386	1,126	1,278	69	5,162
32. Madampagama-Galle	22	--	1	--	1	--	--	--	59	226	82	196	254	1,360	2,653	1,279	8,019
33. Katugoda-Matara	25	--	--	--	2	--	--	--	--	97	29	62	39	57	1,396	2,624	5,212
<b>Total</b>	<b>1,772</b>	<b>184</b>	<b>752</b>	<b>325</b>	<b>586</b>	<b>216</b>	<b>3,288</b>	<b>279</b>	<b>11,789</b>	<b>15,785</b>	<b>8,774</b>	<b>9,647</b>	<b>4,671</b>	<b>5,132</b>	<b>7,899</b>	<b>4,959</b>	<b>267,376</b>

Summary of Ordinary & Season Ticket Trips per Day - By Origin-Destination - March 1994

From \ To	1. Fot/Mda	2. Dag	3. Kla/Rgm	4. Wpa/Gph	5. Dri/Wgd	6. Wrw/Plg	7. Pnl/Pda	8. Gey/Nvp	9. Ino/Noa	10. Pkp/Bad	11. Sua/Kdt	12. Mya/Mtl	13. Pri/Jla	14. Tud-Ngb	15. Kat-Chl	16. Bgy/Ptm	17. Twg/Tim
1. Fort-Maradana	242	316	10,839	12,849	5,029	5,593	1,311	214	866	304	795	9	1,239	938	721	50	320
2. Dematagoda	176	--	650	599	207	193	2	--	--	--	--	--	154	69	16	2	3
3. Kalaniya-Ragama	10,298	621	3,112	4,100	1,059	1,016	64	12	32	7	45	1	627	689	171	26	55
4. Walpola-Gampaha	12,592	584	4,179	5,962	3,316	2,399	62	7	26	4	38	--	83	23	5	--	44
5. Daraluwa-Veyangoda	4,926	195	1,048	3,166	1,286	3,026	124	18	51	17	53	--	13	2	--	--	79
6. Wadurawa-Polgahawela	5,672	192	1,055	2,411	3,071	6,695	758	82	69	29	116	1	11	2	--	--	137
7. Panaliya-Peradeniya	1,384	3	80	68	144	685	1,138	196	72	32	489	17	--	2	--	--	9
8. Geliya-Nawalapitiya	188	--	16	6	16	80	195	2,245	947	56	1,198	12	1	1	--	--	--
9. Inguru Oya-Nanu Oya	601	--	52	28	65	79	44	837	2,623	483	167	2	1	1	--	--	3
10. Parakumpura-Badulla	232	--	15	6	22	42	30	61	515	1,287	66	2	--	1	--	--	1
11. Sarasavi Uyana-Kandy	715	--	56	32	49	118	488	1,216	143	61	81	1,001	--	4	1	--	2
12. Mahaiyawa-Matale	8	--	1	--	1	1	17	13	2	1	1,096	1,767	--	--	--	--	--
13. Peralande-JaEla	1,232	158	610	86	13	11	1	--	--	--	--	--	423	483	123	52	1
14. Tudella-Negombo	879	54	574	23	2	3	2	--	1	--	3	--	458	1,272	719	30	1
15. Kattuwa-Chilaw	695	5	176	5	--	--	--	--	--	--	--	--	107	615	928	125	--
16. Bangadeniya-Puttalam	50	2	26	--	--	--	--	--	--	--	--	--	43	40	143	82	--
17. Talawattegedera-Thimbiriyagedera	344	--	54	40	76	145	8	--	2	--	2	--	--	--	--	--	1,444
18. Maho-Anuradhapura	652	--	67	68	107	137	6	1	5	3	2	--	1	4	12	--	1,202
19. Saliyapura-Medawachchiya	50	--	5	3	4	7	1	--	--	--	--	--	--	--	--	--	8
20. Poonewa-Thandikulam	469	--	4	1	7	20	--	2	6	2	2	--	--	--	--	--	34
21. Konwewa-Gal Oya	24	--	4	6	6	6	--	--	--	--	--	--	--	--	--	--	18
22. Mimmeriya-Batticaloa	123	--	5	2	7	10	--	--	--	--	--	--	--	--	--	--	9
23. Agbopura-Trincomalee	163	--	4	4	6	10	--	--	--	--	--	--	--	1	--	--	13
24. Baseline Road-Padukka	2,929	9	65	12	4	5	--	--	5	--	1	--	4	2	--	1	--
25. Pinnawala-Avissawella	26	--	--	--	--	--	--	--	--	--	--	--	--	--	--	--	--
26. Kompannavidiya-Bambalapitiya	181	70	960	1,342	572	665	53	2	--	--	13	--	328	143	187	--	47
27. Wellawatte-Moratuwa	5,802	76	410	405	165	199	21	5	39	3	21	2	89	51	31	2	21
28. Korawella-Panadura	4,682	69	64	25	6	15	1	1	12	1	5	--	1	5	3	--	2
29. Pinwatte-Kalutara South	4,720	43	56	24	17	16	3	1	15	4	5	1	2	6	--	--	7
30. Katukurunde-Aluthgama	2,273	15	20	11	4	6	3	1	6	1	6	--	--	2	--	--	2
31. Bertota-Ambalangoda	1,874	13	16	9	3	8	2	1	1	1	8	--	--	1	--	--	4
32. Madampagama-Galle	2,191	5	27	19	12	17	10	4	9	6	28	1	1	4	--	--	9
33. Katugoda-Matara	908	1	16	17	14	18	10	4	9	3	33	1	1	3	--	--	15
Total	67,301	2,431	24,266	31,329	15,290	21,226	4,359	4,924	5,456	2,305	4,273	2,817	3,587	4,364	3,060	370	3,490

File: c:\stats\mbx-94m

	18.	19.	20.	21.	22.	23.	24.	25.	26.	27.	28.	29.	30.	31.	32.	33.	Total
From \ To	Mho/Anp	Str/Mwh	Pon/Vna	Kon/Goa	Miy/Bco	Apr/Tco	Bst/Pdk	Pnw/Avs	Kpn/Bpt	Wte/Mrt	Kor/Pnd	Pin/Kts	Kkd/Alt	Bnt/Aba	Mpa/Gie	Kug/Mir	
1. Fort-Maradana	667	29	522	84	111	109	2,887	32	303	5,713	4,899	4,812	2,411	1,882	2,038	802	68,936
2. Dematagoda	--	--	--	--	--	--	9	--	33	75	66	44	15	13	6	1	2,333
3. Kelaniya-Ragama	67	--	6	3	4	6	48	--	1,004	434	64	52	18	13	26	15	23,695
4. Walpola-Gampaha	69	1	2	4	2	1	7	--	1,350	423	23	25	11	8	10	21	31,281
5. Daraluwa-Veyangoda	111	2	8	5	10	7	2	--	566	167	9	17	5	2	12	12	14,939
6. Wadurawa-Polgahawela	143	4	16	5	7	6	4	--	676	207	18	17	9	6	14	16	21,449
7. Panaliya-Peradeniya	10	--	--	1	--	1	--	--	55	27	5	9	5	4	11	17	4,464
8. Geliya-Nawalapitiya	2	--	2	--	--	--	--	--	2	6	1	1	--	1	2	2	4,980
9. Inuru Oya-Nanu Oya	3	--	5	--	--	--	--	--	7	26	12	12	3	1	9	5	5,069
10. Parakumpura-Badulla	6	--	1	--	--	--	--	--	--	4	2	5	1	1	5	2	2,307
11. Sarasavi Uyana-Kandy	2	--	--	--	--	--	--	--	14	25	8	12	7	6	24	21	4,086
12. Mahaiyawa-Matale	--	--	--	--	--	--	--	--	--	2	--	--	--	--	--	--	2,909
13. Peralande-JaEla	2	--	--	--	--	--	4	--	338	100	1	1	--	--	1	1	3,641
14. Tudella-Negombo	2	--	--	1	--	--	1	--	173	47	3	7	2	1	2	1	4,261
15. Kattuwa-Chilaw	--	--	--	--	--	--	--	--	183	37	3	--	--	--	1	1	2,881
16. Bangadeniya-Puttalam	--	--	--	--	--	--	1	--	--	2	--	--	--	--	--	--	389
17. Talawattegedera-Thimbiniyagedera	411	4	29	17	6	5	--	--	45	24	3	9	4	4	9	12	2,697
18. Maho-Anuradhapura	299	141	136	40	20	10	--	--	4	14	14	18	9	11	26	25	3,034
19. Saliyapura-Medawachchiya	171	16	23	--	--	--	--	--	--	--	--	--	--	--	1	1	290
20. Poonewa-Thandikulam	66	18	84	--	--	12	--	--	--	1	--	1	--	1	2	2	734
21. Konwewa-Gal Oya	39	--	--	158	70	64	--	--	--	--	--	--	--	--	--	--	395
22. Minneriya-Batticaloa	17	--	--	84	934	26	--	--	--	1	1	1	--	1	1	1	1,230
23. Agbopura-Trincomalee	6	--	5	29	45	100	--	--	--	--	1	--	--	--	--	--	387
24. Baseline Road-Padukka	1	--	--	--	--	--	4,370	103	76	23	10	5	2	3	2	2	7,634
25. Pinnawala-Avissawella	--	--	--	--	--	--	98	142	1	1	--	--	--	--	--	--	268
26. Kompannavidiya-Bambalapitiya	5	--	--	--	--	--	63	1	44	2,557	1,801	1,283	272	104	70	--	10,763
27. Wellawatte-Moratuwa	5	--	--	--	--	--	23	1	2,568	2,825	1,784	1,626	941	217	233	85	17,650
28. Korlawella-Panadura	13	--	1	--	--	--	10	--	1,694	1,427	185	496	404	106	112	51	9,391
29. Pinwatte-Kalutara South	15	--	1	--	--	--	4	--	1,300	1,457	444	145	598	387	275	131	9,677
30. Katukurunde-Aluthgama	7	--	--	--	--	--	1	--	291	884	330	381	162	357	285	65	5,113
31. Bentota-Ambalangoda	10	--	1	--	1	--	3	--	129	232	106	374	413	1,053	1,355	79	5,697
32. Madampagama-Galle	26	1	2	--	2	--	1	--	82	277	112	265	281	1,473	2,432	1,391	8,688
33. Katugoda-Matara	30	--	2	--	1	1	2	--	1	134	45	108	79	105	1,595	2,990	6,146
<b>Total</b>	<b>2,205</b>	<b>216</b>	<b>846</b>	<b>431</b>	<b>1,213</b>	<b>348</b>	<b>7,538</b>	<b>279</b>	<b>10,939</b>	<b>17,152</b>	<b>9,950</b>	<b>9,726</b>	<b>5,652</b>	<b>5,760</b>	<b>8,559</b>	<b>5,752</b>	<b>287,414</b>

## Summary of Ordinary and Season Ticket Trips per Day - By Origin-Destination - September 1995

	1.	2.	3.	4.	5.	6.	7.	8.	9.	10.	11.	12.	13.	14.	15.	16.	17.
From \ To	Fot/Mda	Dag	Klā/Rgm	Wpa/Gph	Dr/Vgd	Wrw/Plg	Pnl/Pda	Gey/Nvp	Ino/Noa	Pkp/Bad	Sua/Kdt	Mya/Mtl	Pri/Uja	Tud-Ngb	Kat-Chl	Bgy/Ptm	Twg/Tim
1. Fort-Maradana		213	9,980	11,890	4,793	5,725	1,077	238	342	285	883	13	1,830	1,583	943	38	311
2. Dematagoda	358	--	381	614	191	218	4	--	--	--	--	--	136	98	41	1	1
3. Kelaniya-Ragama	9,927	518	2,886	3,577	1,059	1,102	72	12	10	11	49	1	595	782	201	8	49
4. Walpola-Gampaha	11,649	598	3,626	5,334	2,957	2,667	71	8	2	3	45	1	48	14	2	--	43
5. Daraluwa-Veyangoda	4,736	176	1,051	2,779	1,334	3,015	80	18	14	17	58	1	12	3	--	--	79
6. Wadurawa-Polgahawela	5,783	216	1,135	2,715	3,120	7,669	618	19	17	36	80	1	17	8	--	--	122
7. Panaliya-Peradeniya	1,205	7	94	87	139	733	1,227	206	34	35	417	21	--	2	--	--	13
8. Geliya-Nawalapitiya	200	--	20	7	20	22	217	2,206	1,241	74	1,167	21	--	1	--	--	--
9. Inguru Oya-Nanu Oya	390	--	26	6	21	24	31	881	2,374	445	88	2	--	1	--	--	--
10. Parakumpura-Badulla	247	--	22	10	23	44	25	59	351	1,125	60	3	1	1	1	--	1
11. Sarasavi Uyana-Kandy	834	--	63	33	58	83	410	1,070	79	60	71	824	2	2	--	--	2
12. Mahiyawa-Matale	5	--	--	1	1	--	14	6	1	--	821	1,297	--	--	--	--	--
13. Peralande-JaEla	1,861	144	588	51	12	17	1	--	--	--	2	--	365	494	136	9	1
14. Tudella-Negombo	1,543	85	597	16	3	9	2	--	--	--	1	--	482	1,393	590	30	1
15. Kattuwa-Chilaw	991	19	246	1	--	1	--	--	1	--	1	--	108	534	1,101	232	--
16. Bangadeniya-Puttalam	58	1	11	--	--	--	--	--	--	--	--	--	9	44	175	46	--
17. Talawatteggedera-Thimbiriagedera	336	--	46	39	79	123	9	--	--	--	1	--	--	--	--	--	1,445
18. Maho-Anuradhapura	575	--	74	61	112	125	6	1	1	10	2	--	1	2	--	--	398
19. Saliyapura-Medawachchiya	42	--	4	4	3	6	--	--	--	--	--	--	--	--	--	--	6
20. Poonewa-Thandikulam	594	--	4	1	7	20	7	2	5	1	1	--	--	1	--	--	29
21. Korwewa-Gal Oya	38	--	5	4	6	5	--	--	--	--	--	--	--	--	--	--	8
22. Minneriya-Batticaloa	163	--	4	2	5	4	--	--	--	--	--	--	--	--	--	--	6
23. Agbopura-Trincomalee	137	--	5	6	6	16	--	1	--	--	--	--	--	--	--	--	10
24. Baseline Road-Padukka	2,763	--	38	11	4	7	1	--	--	--	1	--	4	3	--	--	4
25. Pinnawala-Avissawella	38	--	--	--	--	--	--	--	--	--	--	--	--	--	--	--	--
26. Kompannaveediya-Bambalapitiya	214	22	924	1,337	595	682	66	4	--	--	10	--	395	295	292	4	74
27. Walawatte-Moratuwa	5,796	79	373	441	169	225	21	6	1	3	14	--	99	80	40	1	25
28. Koraiawella-Panadura	4,728	58	74	31	10	14	1	--	1	1	4	--	2	11	3	--	4
29. Pinwatte-Kalutara South	4,604	39	60	28	11	13	3	1	2	3	10	1	2	7	3	--	4
30. Katukurunde-Aluthgama	2,239	7	26	8	4	6	2	--	--	1	5	--	1	5	--	--	2
31. Bentota-Ambalangoda	1,756	8	13	8	6	6	4	1	1	2	8	--	--	--	1	--	4
32. Madampagama-Galle	2,066	5	30	17	16	20	9	4	4	4	37	2	1	3	3	--	13
33. Katugoda-Matara	1,128	4	33	30	17	17	9	4	5	2	40	1	4	13	21	--	14
Total	67,004	2,199	22,439	29,149	14,781	22,621	3,980	4,747	4,486	2,118	3,876	2,189	4,114	5,380	3,553	369	2,669

	18.	19.	20.	21.	22.	23.	24.	25.	26.	27.	28.	29.	30.	31.	32.	33.	Total
From \ To	Mho/Anp	Slr/Mwh	Pon/Vna	Kon/Goa	Miy/Bco	Apr/Tco	Bsl/Pdk	Pmw/Avs	Kpr/Bpt	Wte/Mrt	Kor/Pnd	Pin/Kts	Kkd/Ah	Bnt/Aba	Mpa/Gle	Kug/Mtr	
1. Fort-Maradana	516	33	567	64	327	95	2,698	35	328	5,875	4,914	4,667	2,268	1,727	1,946	866	67,070
2. Dematagoda	--	--	--	--	--	--	--	--	21	77	58	39	7	8	5	4	2,262
3. Kelaniya-Ragama	58	3	3	3	5	4	30	--	950	389	72	56	26	14	28	31	22,531
4. Walipola-Gampaha	45	1	1	3	3	3	8	--	1,346	447	33	32	10	7	20	28	29,055
5. Daraluwa-Veyangoda	110	3	7	7	8	7	3	--	599	170	9	13	5	6	14	15	14,349
6. Wadurawa-Polgahawela	120	5	18	5	5	5	6	--	706	234	16	17	8	5	19	19	22,744
7. Panaliya-Peradeniya	9	--	--	--	--	--	1	--	67	25	5	7	5	5	14	17	4,375
8. Geliya-Nawalapitiya	1	--	1	--	--	--	--	--	43	5	2	2	1	1	2	1	5,255
9. Inguru Oya-Nanu Oya	1	--	4	--	--	--	--	--	--	2	1	1	--	1	2	2	4,303
10. Parakumpura-Badulla	5	--	2	--	--	--	--	--	--	2	4	2	2	2	3	2	1,997
11. Sarasavi Uyana-Kandy	1	--	1	--	--	--	1	--	11	18	8	14	8	9	37	40	3,739
12. Mahaiyawa-Matale	--	--	--	--	--	--	--	--	--	--	--	1	--	--	--	--	2,147
13. Peralande-JaEla	1	--	--	--	--	--	4	--	407	103	1	2	1	--	1	5	4,206
14. Tudella-Negombo	3	--	--	--	--	--	3	--	292	80	11	7	6	--	3	10	5,167
15. Kattuwa-Chilaw	--	--	--	--	--	--	--	--	296	44	2	3	1	--	3	20	3,604
16. Bangadeniya-Puttalam	--	--	--	--	--	--	--	--	4	--	--	3	--	--	--	--	351
17. Talawattegedera-Thimbiriagedera	430	4	22	11	7	6	4	--	73	25	3	6	4	4	11	13	2,701
18. Maho-Anuradhapura	208	84	94	25	9	6	--	--	34	10	9	16	8	16	36	29	1,952
19. Saliyapura-Medawachchiya	111	7	11	--	--	--	--	--	--	--	--	1	--	--	1	1	197
20. Poonewa-Thandikulam	106	12	6	--	4	7	--	--	--	--	--	--	--	--	--	--	467
21. Komwewa-Gal Oya	24	--	--	248	86	43	--	--	--	--	--	--	--	--	--	3	1,410
22. Minneriya-Batticaloa	12	--	1	151	974	80	--	--	--	--	--	1	--	--	2	--	353
23. Agbopura-Trincomalee	6	--	4	18	79	62	--	--	--	1	--	--	--	--	3	2	7,789
24. Baseline Road-Padukka	1	--	--	--	--	--	4,680	155	72	25	6	5	3	1	3	2	209
25. Pinnawala-Avissawella	--	--	--	--	--	--	112	58	--	1	--	--	--	--	--	--	10,201
26. Kompannaveediya-Bambalapitiya	--	--	--	--	--	--	--	50	2,073	1,640	1,123	246	84	71	--	--	16,389
27. Wellawatte-Moratuwa	--	--	--	--	--	--	--	2,020	2,554	1,529	1,458	907	198	232	118	59	9,034
28. Korawella-Panadura	--	--	--	--	--	--	--	1,553	1,285	173	430	384	105	103	59	117	9,009
29. Pinwatte-Kalutara South	--	--	--	--	--	--	--	1,136	1,324	400	121	462	373	285	117	90	4,874
30. Katukurunde-Aluthgama	6	--	--	--	--	--	3	--	267	844	322	322	144	302	268	68	5,148
31. Bentota-Ambalangoda	--	--	--	--	--	--	--	--	108	208	104	371	327	1,000	1,144	90	8,303
32. Madampagama-Galle	--	--	--	--	--	--	--	--	86	264	99	250	270	1,259	2,344	1,497	6,656
33. Katugoda-Matara	--	--	--	--	--	--	--	--	--	109	63	96	80	73	1,633	3,260	278,655
<b>Total</b>	<b>1,774</b>	<b>152</b>	<b>742</b>	<b>535</b>	<b>1,507</b>	<b>318</b>	<b>7,553</b>	<b>248</b>	<b>10,469</b>	<b>16,195</b>	<b>9,484</b>	<b>9,068</b>	<b>5,184</b>	<b>5,201</b>	<b>8,235</b>	<b>6,316</b>	

Summary of Ordinary & Season Ticket Trips per Day - By Origin-Destination - March 1996

	1.	2.	3.	4.	5.	6.	7.	8.	9.	10.	11.	12.	13.	14.	15.	16.	17.
From \ To	Fol/Mda	Dag	Kla/Rgm	Wpa/Gph	Drl/Vgd	Wrw/Plg	Pnl/Pda	Gey/Nvp	Ino/Noa	Pkp/Bad	Sua/Kdt	Mya/Mtl	Pri/Ula	Tud-Ngb	Kat-Chl	Bgy/Ptm	Twg/Tim
1. Fort-Maradana	281	186	10,098	12,164	4,950	5,889	1,147	229	897	357	842	9	1,804	1,611	1,050	132	345
2. Dematagoda	162	--	633	748	224	229	5	--	--	--	--	--	147	107	45	4	5
3. Kelaniya-Ragama	10,014	594	3,245	3,981	1,080	1,145	50	11	33	10	53	1	592	881	192	32	94
4. Walpola-Gampaha	11,930	739	3,960	5,834	3,006	2,907	88	10	27	6	53	--	47	17	4	--	56
5. Daraluwa-Veyangoda	4,826	211	1,063	3,007	1,276	2,785	117	19	43	17	54	--	10	1	--	--	77
6. Wadurawa-Poigahawela	5,986	216	1,187	2,801	3,026	7,264	734	25	71	34	59	--	13	2	1	--	139
7. Panaliya-Peradeniya	1,213	2	82	94	136	727	1,208	184	51	33	547	13	--	3	--	--	12
8. Geliya-Nawalapitiya	220	--	18	11	19	21	203	2,355	1,071	58	1,218	11	--	1	--	--	--
9. Inguru Oya-Nanu Oya	644	--	49	37	52	68	37	875	2,579	511	114	2	--	1	--	--	1
10. Parakumpura-Badulla	286	--	21	14	21	41	28	58	519	1,128	60	1	--	1	--	--	1
11. Sarasavi Uyana-Kandy	818	--	64	55	53	85	557	1,165	117	56	107	834	2	2	--	--	--
12. Mahaiyawa-Matale	9	--	1	--	--	1	13	12	1	--	855	1,248	--	--	--	--	--
13. Peralande-JaEla	1,821	155	649	54	10	15	1	--	--	--	2	--	249	541	130	49	1
14. Tudella-Negombo	1,586	93	668	18	2	4	4	--	--	--	1	--	502	1,524	639	69	2
15. Kattuwa-Chilaw	928	26	205	3	--	1	--	--	--	--	--	--	99	557	1,095	260	--
16. Bangadeniya-Puttalam	175	1	41	--	--	--	--	--	--	--	--	--	46	84	227	99	--
17. Talawattegedera-Thimbiriagedera	375	2	71	49	77	144	10	--	1	--	--	--	--	--	--	--	1,439
18. Maho-Anuradhapura	629	--	78	72	63	153	7	1	2	3	2	--	1	4	--	--	423
19. Saliyapura-Medawachchiya	77	--	5	5	5	8	--	--	--	--	--	--	--	--	--	--	7
20. Poonewa-Thandikulam	428	--	3	2	8	16	1	1	1	1	1	--	--	1	--	--	26
21. Konwewa-Gal Oya	46	--	4	8	6	8	--	--	--	--	--	--	--	--	--	--	11
22. Minneriya-Batticaloa	144	--	4	3	6	6	--	--	--	--	--	--	--	--	--	--	6
23. Agbopura-Trincomalee	155	--	5	7	8	9	--	--	--	--	--	--	--	--	--	--	12
24. Baseline Road-Padukka	2,939	1	40	14	4	6	1	--	2	--	1	--	3	2	--	--	3
25. Pinnawala-Avissawella	26	--	--	--	--	--	--	--	--	--	--	--	--	--	--	--	--
26. Kompannaviya-Bambalapitiya	305	35	1,040	1,539	716	705	45	2	--	--	15	--	404	332	310	6	61
27. Wellawatte-Moratuwa	6,528	77	384	499	193	215	24	7	41	3	14	--	108	72	48	3	22
28. Korawella-Panadura	4,998	54	64	29	19	17	3	1	21	1	7	--	2	5	6	--	4
29. Pinwatte-Kalutara South	4,630	32	66	25	16	17	3	1	9	3	10	--	1	5	1	--	8
30. Katukurunde-Aluthgama	2,174	8	20	7	4	4	1	1	3	1	5	--	2	1	--	--	2
31. Bentota-Ambalangoda	1,745	5	15	8	4	7	3	1	2	1	6	--	1	1	--	--	4
32. Madampagama-Galle	2,046	8	31	27	17	23	10	3	6	3	30	1	1	6	1	--	11
33. Katugoda-Matara	1,099	4	31	32	17	22	11	5	8	1	40	1	2	3	1	1	15
Total	69,243	2,449	23,845	31,147	15,019	22,541	4,310	4,966	5,509	2,227	4,096	2,121	4,036	5,765	3,750	655	2,787



	18.	19.	20.	21.	22.	23.	24.	25.	26.	27.	28.	29.	30.	31.	32.	33.	Total
From \ To	Mho/Anp	Slr/Mwh	Pon/Vna	Kon/Goa	Miy/Bco	Apr/Tco	Bsl/Pdk	Prw/Avs	Kpn/Bpt	Wla/Mrt	Kor/Pnd	Pin/Kts	Kkd/Alt	Bnt/Aba	Mpa/Gle	Kug/Mtr	
1. Fort-Maradana	545	48	415	90	169	93	2,873	26	247	6,532	5,207	4,707	2,211	1,718	1,917	829	69,618
2. Dematagoda	--	--	--	--	--	--	1	--	32	72	53	32	9	5	9	4	2,526
3. Kelaniya-Ragama	78	3	5	4	5	5	29	--	1,120	405	67	58	20	16	27	22	23,872
4. Walpola-Gampaha	84	2	3	3	6	4	10	--	1,579	501	31	28	8	8	24	26	31,001
5. Daraluwa-Veyangoda	114	3	9	5	8	8	2	--	697	193	19	17	5	4	14	17	14,621
6. Wadurawa-Polgahawela	124	7	18	5	6	6	5	--	720	225	21	21	10	6	19	19	22,770
7. Panaliya-Peradeniya	7	--	--	--	--	--	1	--	47	29	7	9	4	5	14	17	4,445
8. Gelioya-Nawalapitiya	1	--	1	--	--	--	--	--	2	7	1	2	1	1	2	2	5,226
9. Inguru Oya-Nanu Oya	2	13	--	--	--	--	--	--	--	32	15	7	2	1	7	5	5,054
10. Parakumpura-Badulla	4	--	1	--	--	1	--	--	--	3	2	4	1	1	3	1	2,200
11. Sarasavi Uyana-Kandy	1	--	1	--	--	--	--	--	14	19	8	6	7	7	24	35	4,037
12. Mahaiyawa-Matale	--	--	--	--	--	--	--	--	--	--	--	--	--	--	--	--	2,140
13. Peralande-JaEla	2	--	--	--	--	--	3	--	415	109	2	1	2	1	1	1	4,214
14. Tudella-Negombo	3	--	--	--	--	--	1	--	335	67	7	5	1	--	6	3	5,540
15. Kattuwa-Chilaw	--	--	--	--	--	--	--	--	310	52	3	1	1	--	2	1	3,544
16. Bangadeniya-Puttalam	--	--	--	--	--	--	--	--	4	1	--	--	--	--	--	--	678
17. Talawattegedera-Thimbiriyagedera	441	4	22	12	6	8	3	--	59	24	4	11	4	5	11	14	2,796
18. Maho-Anuradhapura	190	106	79	27	16	11	--	--	3	13	14	17	8	11	25	30	1,988
19. Saliyapura-Medawachchiya	151	16	8	--	--	--	--	--	--	--	--	1	--	--	1	1	285
20. Poonewa-Thandikulam	93	5	--	--	--	--	--	--	--	1	--	1	1	--	--	--	611
21. Konwewa-Gal Oya	28	--	--	117	83	61	14	--	--	1	1	--	--	--	--	--	373
22. Minneriya-Batticaloa	11	--	--	65	241	20	14	--	--	1	--	2	--	1	2	2	514
23. Agbopura-Trincomalee	9	--	3	27	25	86	14	--	--	1	--	--	--	--	--	1	348
24. Baseline Road-Padukka	1	--	--	--	--	--	5,114	87	85	32	6	4	3	2	2	3	8,355
25. Pinnawala-Avissawella	--	--	--	--	--	--	70	64	--	--	--	--	--	--	--	--	160
26. Kompannavidiya-Bambalapitiya	3	--	--	--	--	--	60	--	64	2,304	1,752	1,091	253	77	78	1	11,198
27. Wellawatte-Moratuwa	6	--	1	--	--	--	31	--	2,231	2,327	1,568	1,316	822	211	234	116	17,101
28. Korawalwella-Panadura	12	--	1	--	--	--	6	--	1,616	1,229	149	451	467	117	106	68	9,453
29. Pinwatte-Kalutara South	14	--	1	--	1	--	4	--	1,106	1,207	412	136	502	375	307	108	9,000
30. Katukurunde-Aluthgama	5	--	--	--	1	--	2	--	277	748	390	340	141	254	273	86	4,750
31. Bentota-Ambalangoda	12	--	1	--	1	--	2	--	102	218	118	362	278	1,048	1,090	77	5,112
32. Madampagama-Galle	24	--	--	--	1	--	--	--	86	266	100	270	285	1,211	2,079	1,488	8,034
33. Katugoda-Matara	30	--	1	--	1	--	2	--	2	160	56	79	67	82	1,641	2,810	6,224
<b>Total</b>	<b>1,995</b>	<b>207</b>	<b>570</b>	<b>355</b>	<b>571</b>	<b>317</b>	<b>8,219</b>	<b>177</b>	<b>11,153</b>	<b>16,778</b>	<b>10,013</b>	<b>8,979</b>	<b>5,113</b>	<b>5,167</b>	<b>7,919</b>	<b>5,789</b>	<b>287,788</b>



Summary of Ordinary & Season Ticket Trips per Day - By Origin-Destination - March 1991

From \ To	1. Fot/Mda	2. Dag	3. Kla/Rgm	4. Wpa/Gph	5. Dri/Vgd	6. Wrw/Plg	7. Pnl/Pda	8. Gay/Nvp	9. Ino/Noa	10. Pkp/Bad	11. Sua/Kdt	12. Mya/Mtl	13. Pri/Jla	14. Tud-Ngb	15. Kat-Chl	16. Bgy/Ptm	17. Tww/Tim
1. Fort-Maradana	254																
2. Dematagoda	153	208															
3. Kelaniya-Ragama	9,326																
4. Walpola-Gampaha	10,083																
5. Daraluwa-Veyangoda	4,157																
6. Wadurawa-Polgahawela	4,214																
7. Panaliya-Peradeniya	1,060																
8. Geliya-Nawalapitiya	205																
9. Inguru Oya-Nanu Oya	550																
10. Parakumpura-Badulla	288																
11. Sarasavi Uyana-Kandy	950																
12. Mahaiyawa-Matale	16																
13. Peralande-JaEla	1,564																
14. Tudella-Negombo	1,402																
15. Kattuwa-Chilaw	685																
16. Bangadeniya-Puttalam	16																
17. Talawattegedera-Thimbiriyagedera	283																
18. Maho-Medawachchiya	606																
19.	--																
20. Poonewa-Thandikulam	395																
21. Konwewa-Gal Oya	20																
22. Minneriya-Batticaloa	201																
23. Agbopura-Trincomalee	82																
24. Baseline Road-Padukka	635																
25. Pinnawala-Avissawella	34																
26. Kompannaviya-Bambalapitiya	1,071	85	4,754	6,079	587	3,111	307	5	5	--	53	--	2,290	1,479	1,076	--	170
27. Wellawatte-Moratuwa	67,290	1,065	4,140	3,840	1,725	2,610	330	105	570	45	270	--	1,095	1,200	480	15	255
28. Korawella-Panadura	102,616	1,219	1,118	330	178	254	51	25	305	51	381	--	51	102	25	--	51
29. Pinwatte-Kalutara South	136,074	564	1,090	677	226	376	113	38	263	113	639	--	225	38	--	--	263
30.	--	--	--	--	--	--	--	--	--	--	--	--	--	--	--	--	--
31. Katukurunde-Ambalangoda	210,955	987	987	526	329	526	263	132	395	263	1,513	66	197	132	132	--	263
32. Madampagama-Galle	167,257	509	1,425	1,323	814	1,120	713	204	1,425	611	4,479	102	102	611	102	--	814
33. Katugoda-Matara	117,514	139	1,673	2,509	1,533	15	976	558	1,533	418	6,970	139	--	279	139	--	2,230
Total	839,956	4,776	24,445	25,189	9,541	13,520	3,737	1,290	5,204	1,801	15,247	323	5,529	5,272	2,623	45	4,308



	18.	19.	20.	21.	22.	23.	24.	25.	26.	27.	28.	29.	30.	31.	32.	33.	Total
From \ To	Mho/Anp	Sir/Mwh	Pon/Vna	Korv/Goa	Miy/Bco	Apr/Tco	Bsl/Pdk	Pmw/Avs	Kpr/Bpt	Wte/Mrt	Kor/Pnd	Pin/Kts	Kkd/Alt	Bmt/Aba	Mpa/Gle	Kug/Mtr	
1. Fort-Maradana	536	--	958	32	418	132	604	33	1,553	63,900	102,972	136,225	--	211,350	154,991	90,192	800,312
2. Dematagoda									95	1,080	1,194	639	--	1,053	508	139	4,861
3. Kelaniya-Ragama									4,982	4,365	1,016	752	--	921	1,424	1,255	24,041
4. Walpola-Gampaha									6,142	3,930	330	564	--	658	1,526	2,788	26,021
5. Daraluwa-Veyangoda									3,085	1,755	203	301	--	329	712	1,115	11,657
6. Wadurawa-Polgahawela									3,180	2,685	254	451	--	658	1,220	1,673	14,335
7. Panaliya-Peradeniya									313	390	102	263	--	461	915	1,533	5,037
8. Geliyia-Nawalapitiya									5	120	25	38	--	66	203	279	941
9. Inguru Oya-Nanu Oya									--	315	305	263	--	461	1,119	1,394	4,407
10. Parakumpura-Badulla									--	45	51	188	--	263	610	139	1,584
11. Sarasavi Uyana-Kandy									53	315	457	827	--	1,448	3,966	6,273	14,289
12. Mahaiyawa-Matale									--	--	--	--	--	--	--	--	16
13. Peralande-JaEla									2,348	1,140	51	226	--	197	--	139	5,665
14. Tudella-Negombo									1,489	1,200	76	38	--	66	508	139	4,918
15. Kattuwa-Chilaw									1,081	555	51	38	--	132	102	139	2,783
16. Bangadeniya-Puttalam									--	15	--	--	--	--	--	--	31
17. Talawattegedera-Thimbiriagedera									170	270	51	263	--	395	814	1,812	4,058
18. Maho-Medawachchiya									16	165	203	827	--	1,251	2,237	3,903	9,208
19.									--	--	--	--	--	--	--	--	0
20. Poonewa-Thandikulam									--	15	--	--	--	--	--	--	410
21. Konwewa-Gal Oya									--	--	--	--	--	--	--	--	20
22. Minneriya-Batticaloa									--	--	--	38	--	--	--	139	378
23. Agbopura-Trincomalee									--	--	--	--	--	--	--	--	82
24. Baseline Road-Padukka									117	105	--	--	--	--	--	--	857
25. Pinnawala-Avissawella									--	--	--	--	--	--	--	--	34
26. Kompannavidiya-Bambalapitiya									175	18,362	30,960	28,586	--	17,726	4,434	--	121,315
27. Wellawatte-Moratuwa									17,557	30,139	15,163	27,030	--	38,177	11,965	9,703	234,769
28. Korlawella-Panadura									30,820	13,385	946	4,075	--	2,850	5,036	3,648	167,517
29. Pinwatte-Katutara South									30,879	26,578	3,880	1,165	--	17,492	14,038	7,228	241,959
30.									--	--	--	--	--	--	--	--	0
31. Katukurunde-Ambalangoda									19,904	38,202	9,858	19,091	--	74,382	44,624	8,096	431,823
32. Madampagama-Galle									6,266	14,739	1,604	13,653	--	48,393	62,552	40,528	369,346
33. Katugoda-Matara									--	14,306	3,078	6,719	--	7,802	47,615	92,254	308,399
<b>Total</b>	<b>536</b>	<b>0</b>	<b>958</b>	<b>32</b>	<b>418</b>	<b>132</b>	<b>604</b>	<b>33</b>	<b>130,230</b>	<b>238,076</b>	<b>172,830</b>	<b>242,260</b>	<b>0</b>	<b>426,530</b>	<b>361,119</b>	<b>274,508</b>	<b>2,811,072</b>



Summary of Ordinary & Season Ticket Trips per Day - By Origin-Destination - March 1992

From \ To	1. Fot/Mda	2. Dag	3. Kla/Rqm	4. Wpa/Gph	5. Dri/Vgd	6. Wrw/Pig	7. Pnl/Pda	8. Gey/Nvp	9. Ino/Noa	10. Pkp/Bad	11. Sua/Kdt	12. Mya/Mtl	13. Pri/Jla	14. Tud-Ngb	15. Kat-Chl	16. Bgy/Ptm	17. Twg/Tim
1. Fort-Maradana	251	214	9,769	10,703	4,231	4,653	950	168	645	222	672	30	1,835	1,424	731	32	293
2. Dematagoda	156																
3. Kelaniya-Ragama	9,884																
4. Walpola-Gampaha	10,994																
5. Daraluwa-Veyangoda	4,187																
6. Wadurawa-Polgahawela	4,779																
7. Panaliya-Peradeniya	1,012																
8. Geliyoa-Nawalapitiya	140																
9. Inguru Oya-Nanu Oya	521																
10. Parakumpura-Badulla	232																
11. Sarasavi Uyana-Kandy	615																
12. Mahaiyawa-Matale	21																
13. Peralande-JaEla	1,861																
14. Tudella-Negombo	1,410																
15. Kattuwa-Chilaw	753																
16. Bangadeniya-Puttalam	22																
17. Talawattegedera-Thimbiriyagedera	308																
18. Maho-Anuradhapura	559																
19. Saliyapura-Medawachchiya	21																
20. Poonewa-Thandikulam	681																
21. Konwewa-Gal Oya	30																
22. Minneriya-Batticaloa	159																
23. Agbopura-Trincomalee	151																
24. Baseline Road-Padukka	1,181																
25. Pinnawala-Avissawella	20																
26. Kompannavidiya-Bambalapitiya	896	90	4,929	6,625	3,800	3,249	254	11	5	--	42	--	2,072	1,574	1,187	--	143
27. Wellawatte-Moratuwa	72,360	690	4,575	4,290	1,890	2,085	315	120	540	30	240	--	1,185	1,095	390	30	240
28. Koralawella-Panadura	103,378	1,118	965	356	152	330	25	25	432	25	102	51	51	102	51	--	--
29. Pinwatte-Kalutara South	144,422	1,091	1,015	602	526	301	75	38	376	113	301	75	38	38	38	--	188
30. Katukurunde-Aluthgama	96,768	270	702	162	108	270	54	--	162	54	216	--	--	54	--	--	108
31. Bentota-Ambalangoda	111,814	592	592	296	222	222	148	74	148	148	444	74	--	--	--	--	148
32. Madampagama-Galle	166,850	102	1,832	1,323	916	1,222	611	305	1,323	305	2,138	204	102	509	--	--	916
33. Katugoda-Matara	89,774	--	1,673	1,812	1,533	1,673	976	418	1,673	418	4,182	836	139	279	--	--	1,673
Total	826,210	4,167	26,052	26,169	13,378	14,005	3,408	1,159	5,304	1,315	8,337	1,270	5,422	5,075	2,397	62	3,709



	18.	19.	20.	21.	22.	23.	24.	25.	26.	27.	28.	29.	30.	31.	32.	33.	Total
From \ To	Mho/Anp	Str/Mwh	Pon/Vna	Kon/Goa	Miy/Bco	Apr/Tco	Bsl/Pdk	Pnw/Avs	Kpn/Bpt	Wte/Mrt	Kor/Pnd	Pin/Kts	Kkd/Alt	Brt/Aba	Mpa/Gle	Kug/Mtr	
1. Fort-Maradana	484	14	623	78	331	141	1,147	19	1,362	71,115	104,978	146,640	96,599	110,852	157,330	77,785	806,321
2. Dematagoda									90	660	1,118	1,128	270	592	102	--	4,116
3. Kelaniya-Ragama									5,099	4,800	965	940	648	444	1,627	1,255	25,662
4. Walpola-Gampaha									6,625	4,335	356	639	216	148	1,424	1,812	26,549
5. Daraluwa-Veyangoda									3,805	1,935	152	526	162	222	610	976	12,575
6. Wadurawa-Poigahawela									3,312	2,190	279	379	378	296	1,220	1,812	14,645
7. Panaliya-Peradeniya									254	345	102	263	108	222	915	1,533	4,754
8. Gelioya-Nawalapitiya									11	120	25	38	--	74	203	139	750
9. Inguru Oya-Nanu Oya									--	270	279	414	162	222	1,119	1,673	4,660
10. Parakumpura-Badulla									--	30	25	113	54	148	305	139	1,046
11. Sarasavi Uyana-Kandy									42	240	152	338	270	444	1,932	3,764	7,797
12. Mahaiyawa-Matale									--	--	--	75	--	--	305	697	1,098
13. Peralande-JaEla									2,141	1,230	51	38	--	--	102	--	5,423
14. Tudella-Negombo									1,574	1,095	51	75	54	74	305	139	4,777
15. Kattuwa-Chilaw									1,192	465	25	75	54	--	102	139	2,805
16. Bangadeniya-Puttalam									--	15	--	--	--	--	--	--	37
17. Talawattegedera-Thimbinyagedera									143	270	--	188	162	148	814	1,673	3,706
18. Maho-Anuradhapura									21	150	279	1,391	324	740	2,339	4,182	9,985
19. Saiyapura-Medawachchiya									--	--	--	38	--	--	--	--	59
20. Poonewa-Thandikulam									--	15	--	75	--	--	102	139	1,012
21. Konwewa-Gal Oya									--	--	--	--	--	--	--	--	30
22. Minneriya-Batticaloa									--	--	--	--	--	--	102	279	540
23. Agbopura-Trincomalee									--	15	--	--	--	--	102	--	268
24. Baseline Road-Padukka									143	270	102	188	54	74	--	139	2,151
25. Pinnawala-Avissawella									5	15	--	--	--	--	--	--	40
26. Kompannawidiya-Bambalapitiya	11		21				122	5	140	20,438	32,240	31,299	10,422	5,221	5,013	--	129,809
27. Wellawatte-Moratuwa	90		60				255	5	19,594	30,010	15,267	27,821	26,325	10,561	10,838	7,713	238,614
28. Korawalalla-Panadura	51						102		32,480	13,530	869	4,355	6,597	2,413	4,966	3,192	175,718
29. Pinwatte-Kalutara South	526		38				150		33,204	27,549	4,075	1,140	7,856	12,813	13,910	7,330	257,828
30. Katukurunde-Aluthgama	324						54		11,298	25,506	5,977	5,838	2,220	6,060	10,612	3,672	170,489
31. Bentota-Ambalangoda	740		74		74				6,801	11,210	2,430	12,958	6,880	23,710	27,967	2,681	210,447
32. Madampagama-Galle	2,341	102	102		102				6,073	13,525	4,584	13,205	10,659	30,163	65,100	36,622	361,236
33. Katugoda-Matara	3,764		139		139	139	139		--	9,952	2,280	6,617	2,904	2,747	41,811	97,851	275,541
Total	8,331	116	1,057	78	646	280	1,969	29	135,409	241,300	176,661	256,794	173,378	208,388	351,277	257,336	2,760,488



Summary of Ordinary & Season Ticket Trips per Day - By Origin-Destination - March 1993

From \ To	1. Fot/Mda	2. Dag	3. Kla/Rgm	4. Wpa/Gph	5. Drl/Vgd	6. Wrw/Ptg	7. Pnl/Pda	8. Gey/Nvp	9. Ino/Noa	10. Pkp/Bad	11. Sua/Kdt	12. Mya/Mtl	13. Prl/Jla	14. Tud-Ngb	15. Kat-Chi	16. Bgy/Ptm	17. Twg/Tim
1. Fort-Maradana	304	95	11,042	11,877	4,556	4,916	978	166	674	227	723	13	2,045	1,394	724	52	219
2. Dematagoda	147																
3. Kelaniya-Ragama	10,707																
4. Waipola-Gampaha	11,730																
5. Daraluwa-Veyangoda	4,509																
6. Wadurawa-Polgahawela	5,010																
7. Panaliya-Peradeniya	1,055																
8. Geliya-Nawalapitiya	148																
9. Inguru Oya-Nanu Oya	637																
10. Parakumpura-Badulla	198																
11. Sarasavi Uyana-Kandy	842																
12. Mahaiyawa-Matale	7																
13. Peralande-JaEla	2,052																
14. Tudella-Negombo	1,370																
15. Kattuwa-Chilaw	735																
16. Bangadeniya-Puttalam	50																
17. Talawattegedera-Thimbiriya	242																
18. Maho-Anuradhapura	580																
19. Saliyapura-Medawachchiya	35																
20. Poonewa-Thandikulam	708																
21. Komwewa-Gal Oya	20																
22. Minneriya-Batticaloa	72																
23. Agbopura-Trincomalee	161																
24. Baseline Road-Padukka	1,346																
25. Pinnawala-Avissawella	25																
26. Kompannaviya-Bambalapitiya	1,039	132	5,120	6,699	2,761	2,942	164	16	--	--	69	--	1,950	1,352	1,362	5	212
27. Wellawatte-Moratuwa	83,670	1,380	5,190	5,520	1,980	2,520	270	75	675	45	315	15	1,960	1,050	435	15	270
28. Korawella-Panadura	111,125	1,473	1,448	330	102	203	25	--	381	51	127	--	--	102	25	--	25
29. Pinwatte-Kalutara South	155,025	1,090	2,369	790	451	451	113	38	376	113	263	--	38	113	--	--	226
30. Katukurunde-Aluthgama	108,324	378	1,026	324	108	270	108	54	216	54	216	--	--	108	--	--	162
31. Bentota-Ambalangoda	121,878	518	814	444	296	296	148	74	222	74	444	--	--	74	--	--	222
32. Madampagama-Galle	179,195	407	2,136	1,627	915	1,424	610	102	814	712	2,441	102	102	407	--	--	814
33. Katugoda-Matara	105,805	139	2,370	2,091	1,812	1,812	976	558	1,394	279	3,485	139	139	179	139	--	1,394
Total	908,751	5,612	31,515	29,702	12,981	14,834	3,392	1,083	4,752	1,555	8,083	269	5,234	4,779	2,685	72	3,544



University of Moratuwa, Sri Lanka  
Electronic Theses & Dissertations  
www.lib.mrt.ac.lk

	18.	19.	20.	21.	22.	23.	24.	25.	26.	27.	28.	29.	30.	31.	32.	33.	Total
From \ To	Mho/Anp	Str/Mwh	Pon/Vna	Kor/Goa	Miy/Bco	Apr/Tco	Bsl/Pdk	Prnw/Avs	Kpn/Bpt	Wta/Mrt	Kor/Pnd	Pin/Kts	Kkd/Alt	Bnt/Aba	Mpa/Gle	Kug/Mtr	
1. Fort-Maradana	563	21	571	--	--	--	1,306	25	1,473	83,940	113,868	157,280	111,240	119,806	167,500	81,967	879,565
2. Dematagoda									101	1,305	1,397	1,090	432	518	407	139	5,536
3. Kelaniya-Ragama									5,422	5,550	1,524	2,294	1,026	814	2,034	1,673	31,044
4. Walpola-Gampaha									6,705	5,535	356	827	432	370	1,526	2,091	29,572
5. Daraluwa-Veyangoda									2,761	2,070	152	414	162	296	712	1,394	12,470
6. Wadurawa-Polgahawela									3,026	2,715	229	451	270	296	1,220	2,091	15,308
7. Panaliya-Peradeniya									170	330	102	338	162	296	814	2,091	5,358
8. Geliya-Nawalapitiya									16	90	--	38	--	74	102	279	747
9. Inguru Oya-Nanu Oya									5	510	254	338	162	296	610	1,394	4,206
10. Parakumpura-Badulla									--	45	75	113	54	148	508	279	1,420
11. Sarasavi Uyana-Kandy									69	375	102	338	270	444	2,237	3,346	8,023
12. Mahaiyawa-Matale									--	15	--	--	--	--	--	--	22
13. Peralande-JaEla									2,014	1,035	25	38	--	--	102	139	5,405
14. Tudella-Negombo									1,341	1,035	102	113	108	--	203	139	4,411
15. Kattuwa-Chilaw									1,357	525	51	75	54	--	203	139	3,139
16. Bangadeniya-Puttalam									5	--	--	--	--	--	--	--	55
17. Talawattegedera-Thimbiriyagedera									207	300	25	263	216	222	712	697	2,884
18. Maho-Anuradhapura									11	165	254	714	324	814	1,932	3,764	8,558
19. Saliyapura-Medawachchiya										--	--	38	--	--	--	--	73
20. Poonewa-Thandikulam										15	25	38	--	--	305	279	1,370
21. Konwewa-Gal Oya										--	--	--	54	--	--	--	74
22. Minneriya-Batticaloa										--	--	38	--	--	--	139	249
23. Agbopura-Trincomalee										--	25	--	--	--	--	--	186
24. Baseline Road-Padukka									244	225	127	75	162	148	102	279	2,708
25. Pinnawala-Avissawella									5	15	--	--	--	--	--	--	45
26. Kompannavidiya-Bambalapitiya	11		5				207	5	140	21,224	34,200	88,018	10,422	6,252	4,242	--	188,549
27. Wellawatte-Moratuwa	105		15				210	15	21,272	33,942	14,945	28,092	29,484	10,089	16,560	9,454	268,568
28. Koraliwella-Panadura	203						127		33,780	12,792	902	4,709	8,551	4,180	6,486	4,902	192,049
29. Pinwatte-Kalutara South	639		38		38		75		88,954	26,939	4,294	1,313	7,347	7,644	14,230	8,246	321,213
30. Katukurunde-Aluthgama	270						162		11,542	28,080	6,921	5,379	2,145	6,960	11,830	4,526	189,163
31. Bentota-Ambalangoda	740	74	148		74		148		7,763	10,502	4,131	7,826	7,720	24,885	35,401	4,513	229,429
32. Madampagama-Galle	2,237		102		102				5,688	19,594	6,257	12,564	12,116	37,672	74,284	48,218	410,642
33. Katugoda-Matara	3,485				279				--	12,067	3,306	6,312	3,331	3,728	52,629	101,286	309,134
<b>Total</b>	<b>8,253</b>	<b>95</b>	<b>879</b>	<b>0</b>	<b>493</b>	<b>0</b>	<b>2,235</b>	<b>45</b>	<b>194,071</b>	<b>270,935</b>	<b>193,649</b>	<b>319,126</b>	<b>196,244</b>	<b>225,952</b>	<b>396,891</b>	<b>283,464</b>	<b>3,131,175</b>

Summary of Ordinary & Season Ticket Trips per Day - By Origin-Destination - March 1994

From \ To	1. Fot/Mda	2. Dag	3. Kla/Rgm	4. Wpa/Gph	5. Dri/Vgd	6. Wrw/Plg	7. Pnl/Pda	8. Gey/Nvp	9. Ino/Noa	10. Pkp/Bad	11. Sua/Kdt	12. Mya/Mtl	13. Pri/Ula	14. Tud-Ngb	15. Kat-Chl	16. Bgy/Ptm	17. Twg/Tim
1. Fort-Maradana	242	316	10,839	12,849	5,029	5,593	1,311	214	866	304	795	9	1,239	938	721	50	320
2. Dematagoda	176																
3. Kelaniya-Ragama	10,298																
4. Walpola-Gampaha	12,592																
5. Daraluwa-Veyangoda	4,926																
6. Wadurawa-Polgahawela	5,672																
7. Panaliya-Peradeniya	1,384																
8. Geliya-Nawalapitiya	188																
9. Inguru Oya-Nanu Oya	601																
10. Parakumpura-Badulla	232																
11. Sarasavi Uyana-Kandy	715																
12. Mahaiyawa-Matale	8																
13. Peralande-JaEla	1,232																
14. Tudella-Negombo	879																
15. Kattuwa-Chilaw	695																
16. Bangadeniya-Puttalam	50																
17. Talawattegedera-Thimbiriyagedera	344																
18. Maho-Anuradhapura	652																
19. Saliyapura-Medawachchiya	50																
20. Poonewa-Thandikulam	469																
21. Konwewa-Gal Oya	24																
22. Minneriya-Batticaloa	123																
23. Agbopura-Trincomalee	163																
24. Baseline Road-Padukka	2,929																
25. Pinnawala-Avissawella	26																
26. Kompannavidiya-Bambalapitiya	959	371	5,088	7,113	3,032	3,524	281	11	--	--	69	--	1,738	758	991	--	249
27. Welawatte-Moratuwa	87,030	1,140	6,150	405	2,475	2,985	315	75	585	45	315	30	1,395	765	465	30	315
28. Korallawella-Panadura	118,923	1,753	1,626	635	152	381	25	25	305	25	127	--	25	127	76	--	51
29. Pinwatte-Kalutara South	177,472	154	2,106	902	639	602	113	38	564	150	188	38	75	226	--	--	263
30. Katukurunde-Aluthgama	122,742	810	1,080	594	216	324	162	54	324	54	324	--	--	108	--	--	108
31. Bertota-Ambalangoda	138,676	962	1,184	666	222	592	148	74	74	74	592	--	--	74	--	--	296
32. Madampagama-Galle	223,044	509	2,749	1,934	1,222	1,731	1,018	407	916	611	2,850	102	102	407	--	--	916
33. Katugoda-Matara	126,575	139	2,230	2,370	1,952	2,509	1,394	558	1,255	418	4,600	139	139	418	--	--	2,091
Total	1,040,091	6,154	33,052	27,468	14,939	18,241	4,767	1,456	4,889	1,681	9,860	318	4,653	3,821	2,253	80	4,609



From \ To	18. Mho/Amp	19. Sir/Mwh	20. Pon/Vna	21. Kon/Goa	22. Miy/Bco	23. Apr/Tco	24. Bsl/Pdk	25. Prw/Avs	26. Kpn/Bpt	27. Wte/Mrt	28. Kor/Pnd	29. Pin/Kts	30. Kkd/Alt	31. Bnt/Aba	32. Mpa/Gle	33. Kug/Mtr	Total
1. Fort-Maradana	667	29	522	84	111	109	2,887	32	1,606	85,695	124,435	180,931	130,194	139,268	207,265	111,799	1,027,269
2. Dematagoda									175	1,125	1,676	1,654	810	962	610	139	7,327
3. Kelaniya-Ragama									5,321	6,510	1,626	1,955	972	962	2,644	2,091	32,379
4. Walpola-Gampaha									7,155	6,345	584	940	594	592	1,017	2,927	32,746
5. Daratuwa-Veyangoda									3,000	2,505	229	639	270	148	1,220	1,673	14,610
6. Wadurawa-Polgahawela									3,583	3,105	457	639	486	444	1,424	2,230	18,040
7. Panaliya-Peradeniya									292	405	127	338	270	296	1,119	2,370	6,601
8. Gelioya-Nawalapitiya									11	90	25	38	--	74	203	279	908
9. Inguru Oya-Nanu Oya									37	390	305	451	162	74	915	697	3,632
10. Parakumpura-Badulla									--	60	51	188	54	74	508	279	1,446
11. Sarasavi Uyana-Kandy									74	375	203	451	378	444	2,441	2,927	8,008
12. Mahajyawa-Matale									--	30	--	--	--	--	--	--	38
13. Peralande-JaEla									1,791	1,500	25	38	--	--	102	139	4,827
14. Tudella-Negombo									917	705	76	263	108	74	203	139	3,364
15. Kattuwa-Chilaw									970	555	76	--	--	--	102	139	2,537
16. Bangadeniya-Puttalam									--	30	--	--	--	--	--	--	80
17. Talawattegedera-Thimbiriagedera									238	360	76	338	216	296	915	1,673	4,456
18. Maho-Anuradhapura									21	210	356	677	486	814	2,644	3,485	9,345
19. Saliyapura-Medawachchya									--	--	--	--	--	--	102	139	291
20. Poonewa-Thandikulam									--	15	--	38	--	74	203	279	1,078
21. Konwewa-Gal Oya									--	--	--	--	--	--	--	--	24
22. Minneriya-Batticaloa									--	15	25	38	--	74	102	139	516
23. Agbopura-Trincomalee									--	25	--	--	--	--	--	--	188
24. Baseline Road-Padukka									403	345	254	188	108	222	203	279	4,931
25. Pinnawala-Avissawella									5	15	--	--	--	--	--	--	46
26. Kompannaviya-Bambalapitiya	26						334	5	154	24,803	36,020	41,441	13,246	7,145	6,748	--	154,106
27. Wellawatte-Moratuwa	75						345	15	24,910	33,052	18,554	36,748	36,699	12,803	20,201	10,574	298,436
28. Korlawella-Panadura	330		25				254		33,880	14,841	1,018	6,051	11,554	5,152	8,546	5,814	211,721
29. Pinwatte-Kalutara South	564		38				150		41,990	32,928	5,417	1,797	9,807	14,087	17,628	13,336	321,272
30. Katukurunde-Aluthgama	378						54		14,172	34,476	9,438	6,248	2,430	7,140	13,594	5,551	220,381
31. Bertota-Ambalangoda	740		74		74		222		8,862	13,688	5,152	13,613	8,260	23,166	37,534	5,167	260,186
32. Madampagama-Galle	2,644	102	203		203		102		7,905	24,016	8,546	16,986	13,404	40,802	68,096	52,441	473,968
33. Katugoda-Matara	4,182		279		139	139	279		134	16,670	5,130	10,994	6,747	6,867	60,132	115,414	373,893
<b>Total</b>	<b>9,606</b>	<b>131</b>	<b>862</b>	<b>84</b>	<b>527</b>	<b>248</b>	<b>4,627</b>	<b>52</b>	<b>157,606</b>	<b>304,859</b>	<b>219,906</b>	<b>323,682</b>	<b>237,255</b>	<b>262,054</b>	<b>456,421</b>	<b>342,119</b>	<b>3,498,650</b>



Summary of Ordinary and Season Ticket Trips per Day - By Origin-Destination - September 1995

From \ To	1. Fot/Mda	2. Dag	3. Kla/Rgm	4. Wpa/Gph	5. Drl/Vgd	6. Wrw/Plq	7. Pnl/Pda	8. Gey/Nvp	9. Ino/Noa	10. Pkp/Bad	11. Sua/Kdt	12. Mya/Mtl	13. Pri/Jla	14. Tud-Ngb	15. Kat-Chl	16. Bgy/Ptm	17. Twg/Tim
1. Fort-Maradana		213	9,980	11,890	4,793	5,725	1,077	238	342	285	883	13	1,830	1,583	943	38	311
2. Dematagoda	358																
3. Kelaniya-Ragama	9,927																
4. Walpola-Gampaha	11,649																
5. Daraluwa-Veyangoda	4,736																
6. Wadurawa-Polgahawela	5,783																
7. Panaliya-Peradeniya	1,205																
8. Geliyia-Nawalapitiya	200																
9. Inguru Oya-Nanu Oya	390																
10. Parakumpura-Badulla	247																
11. Sarasavi Uyana-Kandy	834																
12. Mahaiyawa-Matale	5																
13. Peralande-JaEla	1,861																
14. Tudella-Negombo	1,543																
15. Kattuwa-Chilaw	991																
16. Bangadeniya-Puttalam	58																
17. Talawattegedera-Thimbiriyaagedera	336																
18. Maho-Anuradhapura	575																
19. Saliyapura-Medawachchiya	42																
20. Poonewa-Thandikulam	594																
21. Konwewa-Gal Oya	38																
22. Minneriya-Batticaloa	163																
23. Agbopura-Trincomalee	137																
24. Baseline Road-Padukka	2,763																
25. Pinnawala-Avissawella	38																
26. Kompannaveediya-Bambalapitiya	1,134	117	4,897	7,086	3,154	3,615	350	21	--	--	53	--	2,094	1,564	1,548	21	392
27. Wellawatte-Moratuwa	86,940	1,185	5,595	6,615	2,535	3,375	315	90	15	45	210	--	1,485	1,200	600	15	375
28. Koralawella-Panadura	120,091	1,473	1,880	787	254	356	25	--	25	25	102	--	51	279	76	--	102
29. Pinwatte-Kalutara South	173,110	1,466	2,256	1,053	414	489	113	38	75	113	376	38	75	263	113	--	150
30. Katukurunde-Aluthgama	120,906	378	1,404	432	216	324	108	--	--	54	270	--	54	270	--	--	108
31. Bentota-Ambalangoda	129,944	592	962	592	444	444	296	74	74	148	592	--	--	--	74	--	296
32. Madampagama-Galle	210,112	508	3,051	1,729	1,627	2,034	915	407	407	407	3,763	203	102	305	305	--	1,322
33. Katugoda-Matara	157,243	558	4,600	4,182	2,370	2,370	1,255	558	697	279	5,576	139	558	1,812	2,927	--	1,952
<b>Total</b>	<b>1,043,953</b>	<b>6,490</b>	<b>34,625</b>	<b>34,366</b>	<b>15,807</b>	<b>18,732</b>	<b>4,454</b>	<b>1,426</b>	<b>1,635</b>	<b>1,356</b>	<b>11,825</b>	<b>393</b>	<b>6,249</b>	<b>7,276</b>	<b>6,586</b>	<b>74</b>	<b>5,008</b>



	18.	19.	20.	21.	22.	23.	24.	25.	26.	27.	28.	29.	30.	31.	32.	33.	Total
From \ To	Mho/Anp	Sir/Mwh	Pon/Vna	Kon/Goa	Miy/Bco	Apr/Tco	Bsl/Pdk	Prnw/Avs	Kpn/Bpt	Wta/Mrt	Kor/Pnd	Pin/Kts	Kkd/Alt	Bnt/Aba	Mpa/Gle	Kug/Mtr	
1. Fort-Maradana	516	33	567	64	327	95	2,698	35	1,738	88,125	124,816	175,479	122,472	127,798	197,908	120,720	1,003,535
2. Demalagoda									111	1,155	1,473	1,466	378	592	508	558	6,599
3. Kelaniya-Flagama									5,035	5,835	1,829	2,106	1,404	1,036	2,848	4,321	34,341
4. Walpola-Gampaha									7,134	6,705	838	1,203	540	518	2,034	3,903	34,524
5. Daraluwa-Veyangoda									3,175	2,550	229	489	270	444	1,424	2,091	15,408
6. Wadurawa-Polgahawela									3,742	3,510	406	639	432	370	1,932	2,649	19,463
7. Panaliya-Peradeniya									355	375	127	263	270	370	1,424	2,370	6,759
8. Geliya-Nawalapitiya									228	75	51	75	54	74	203	139	1,099
9. Inguru Oya-Nanu Oya									--	30	25	38	--	74	203	279	1,039
10. Parakumpura-Badulla									--	30	102	75	108	148	305	279	1,294
11. Sarasavi Uyana-Kandy									58	270	203	526	432	666	3,763	5,576	12,328
12. Mahaiyawa-Matale									--	--	--	38	--	--	--	--	43
13. Peralande-JaEla									2,157	1,545	25	75	54	--	102	697	6,516
14. Tudella-Negombo									1,548	1,200	279	263	324	--	305	1,394	6,856
15. Kattuwa-Chilaw									1,569	660	51	113	54	--	305	2,788	6,531
16. Bangadeniya-Puttalam									21	--	--	113	--	--	--	--	192
17. Talawatteggedera-Thimbiriya									387	375	76	226	216	296	1,119	1,812	4,843
18. Maho-Anuradhapura									180	150	229	602	432	1,184	3,661	4,043	11,056
19. Saliyapura-Medawachchiya									--	--	--	38	--	--	102	139	321
20. Poonewa-Thandikulam									--	--	--	75	54	74	203	139	1,154
21. Konwewa-Gal Oya									--	15	--	--	--	--	--	--	38
22. Minneriya-Batticaloa									--	--	--	38	--	--	305	139	645
23. Agbopura-Trincomalee									--	15	--	--	--	--	203	--	355
24. Baseline Road-Padukka									382	375	152	188	162	74	305	279	4,680
25. Pinnawala-Avissawella									--	15	--	--	--	--	--	--	53
26. Kompannaveediya-Bambalapitiya									175	20,108	32,800	36,273	11,980	5,771	6,844	--	139,997
27. Wellawatte-Moratuwa									19,594	29,882	15,902	32,951	35,373	11,682	20,114	14,679	290,772
28. Korawella-Panadura									31,060	13,364	952	5,246	10,982	5,103	7,859	6,726	206,818
29. Pinwatte-Kalutara South									36,693	29,922	4,880	1,499	7,577	13,577	18,268	11,911	304,469
30. Katukurunde-Aluthgama	324						162		13,003	32,916	9,209	5,281	2,160	6,040	12,784	7,686	214,089
31. Bentota-Ambalangoda									7,420	12,272	5,054	13,504	6,540	22,000	31,689	4,447	237,458
32. Madampagama-Galle									8,290	22,889	7,554	16,025	12,879	34,874	65,632	56,437	451,777
33. Kalugoda-Matara									--	13,560	7,182	9,773	6,832	4,774	61,564	125,836	416,597
<b>Total</b>	<b>840</b>	<b>33</b>	<b>567</b>	<b>64</b>	<b>327</b>	<b>95</b>	<b>2,860</b>	<b>35</b>	<b>144,055</b>	<b>287,923</b>	<b>214,444</b>	<b>304,680</b>	<b>221,979</b>	<b>237,539</b>	<b>443,916</b>	<b>382,037</b>	<b>3,441,649</b>

Summary of Ordinary & Season Ticket Trips per Day - By Origin-Destination - March 1996

From \ To	1. Fot/Mda	2. Dag	3. Kla/Rgm	4. Wpa/Gph	5. Dri/Vgd	6. Wrw/Plg	7. Pni/Pda	8. Gey/Nyp	9. Ino/Noa	10. Pkp/Bad	11. Sua/Kdt	12. Mya/Mtl	13. Pri/Jla	14. Tud-Ngb	15. Kat-Chl	16. Bgy/Ptm	17. Twg/Tim
1. Fort-Maradana	281	186	10,098	12,164	4,950	5,889	1,147	229	897	357	842	9	1,804	1,611	1,050	132	345
2. Dematagoda	162																
3. Kelaniya-Ragama	10,014																
4. Walpola-Gampaha	11,930																
5. Daraluwa-Veyangoda	4,826																
6. Wadurawa-Polgahawela	5,986																
7. Panaliya-Peradeniya	1,213																
8. Geliya-Nawalapitiya	220																
9. Inguru Oya-Nanu Oya	644																
10. Parakumpura-Badulla	286																
11. Sarasavi Uyana-Kandy	818																
12. Mahaiyawa-Matale	9																
13. Peralande-JaEla	1,821																
14. Tudella-Negombo	1,586																
15. Kattuwa-Chilaw	928																
16. Bangadeniya-Puttalam	175																
17. Talawattegedera-Thimbiriyaagedera	375																
18. Maho-Anuradhapura	629																
19. Saliyapura-Medawachchiya	77																
20. Poonawa-Thandikulam	428																
21. Konwewa-Gal Oya	46																
22. Minneriya-Batticaloa	144																
23. Agbopura-Trincomalee	155																
24. Baseline Road-Padukka	2,939																
25. Pinnawala-Avissawella	26																
26. Kompannavidiya-Bambalapitiya	1,616	186	5,512	8,157	3,795	3,737	239	11	--	--	80	--	2,141	1,760	1,643	32	323
27. Wellawatte-Moratuwa	97,920	1,155	5,760	7,485	2,895	3,225	360	105	615	45	210	--	1,620	1,080	720	45	330
28. Koralawella-Panadura	126,949	1,372	1,626	737	483	432	76	25	533	25	178	--	51	127	152	--	102
29. Pinwatte-Kalutara South	174,088	1,203	2,482	940	602	639	113	38	338	113	376	--	38	188	38	--	301
30. Katukurunde-Aluthgama	117,396	432	1,080	378	216	216	54	54	162	54	270	--	108	54	--	--	108
31. Bentota-Ambalangoda	129,130	370	1,110	592	296	518	222	74	148	74	444	--	74	74	--	--	296
32. Madampagama-Galle	208,078	814	3,153	2,746	1,729	2,339	1,017	305	610	305	3,051	102	102	610	102	--	1,119
33. Katugoda-Matara	153,201	558	4,321	4,461	2,370	3,067	1,533	697	1,115	139	5,576	139	279	418	139	139	2,091
Total	1,054,096	6,276	35,142	37,660	17,336	20,062	4,761	1,538	4,418	1,112	11,027	250	6,217	5,922	3,844	348	5,015



	18.	19.	20.	21.	22.	23.	24.	25.	26.	27.	28.	29.	30.	31.	32.	33.	Total
From \ To	Mho/Anp	Sir/Mwh	Pon/Vna	Kon/Goa	Miy/Bco	Apr/Too	Bsl/Pdk	Pnw/Avs	Kpn/Bpt	Wte/Mrt	Kor/Pnd	Pin/Kts	Kkd/Alt	Bnt/Aba	Mpa/Gle	Kug/Mtr	
1. Fort-Maradana	545	48	415	90	169	93	2,873	26	1,309	97,980	132,258	176,983	119,394	127,132	194,859	115,563	1,011,828
2. Dematagoda									170	1,080	1,346	1,203	486	370	915	558	6,290
3. Kelaniya-Ragama									5,936	6,075	1,702	2,181	1,080	1,184	2,746	3,067	33,985
4. Walpola-Gampaha									8,369	7,515	787	1,053	432	592	2,441	3,624	36,743
5. Daratuwa-Veyangoda									3,694	2,895	483	639	270	296	1,424	2,370	16,897
6. Wadurawa-Polgahawela									3,816	3,375	533	790	540	444	1,932	2,649	20,065
7. Panaliya-Paradeniya									249	435	178	338	216	370	1,424	2,370	6,793
8. Gettoya-Newalapitiya									11	105	25	75	54	74	203	279	1,046
9. Inguru Oya-Nanu Oya									--	480	381	263	108	74	712	697	3,359
10. Parakumpura-Badulla									--	45	51	150	54	74	305	139	1,104
11. Sarasavi Uyana-Kandy									74	285	203	226	378	518	2,441	4,879	9,822
12. Mahiyawa-Matale									--	--	--	--	--	--	--	--	9
13. Peralande-JaEla									2,200	1,635	51	38	108	74	102	139	6,168
14. Tudella-Negombo									1,776	1,005	178	188	54	--	610	418	5,815
15. Katuwa-Chilaw									1,643	780	76	38	54	--	203	139	3,861
16. Bangadeniya-Puttalam									21	15	--	--	--	--	--	--	211
17. Talawattegedera-Thimbinyagedera									313	360	102	414	216	370	1,119	1,952	5,221
18. Maho-Anuradhapura									16	195	356	639	432	814	2,543	4,182	9,806
19. Saliyapura-Medawachchiya									--	--	--	38	--	--	102	139	356
20. Poonewa-Thandikulam									--	15	--	38	54	--	102	279	916
21. Konwewa-Gal Oya									--	--	25	--	--	--	--	--	71
22. Minneriya-Batticaloa									--	15	--	75	--	74	203	279	790
23. Agbopura-Trincomalee									--	15	--	--	--	--	--	139	309
24. Baseline Road-Padukka									451	480	152	150	162	148	203	418	5,103
25. Pinnawala-Avissawella									--	--	--	--	--	--	--	--	26
26. Kompannavidiya-Bambalapitiya	16						318		224	22,349	35,215	35,239	11,992	5,290	7,519	134	147,528
27. Wellawatte-Moratuwa	90		15				465		21,641	27,226	16,307	29,742	30,989	12,449	20,288	14,430	297,212
28. Korlawella-Panadura	305		25				152		32,320	12,782	820	5,502	12,750	5,686	8,088	7,752	219,050
29. Pinwatte-Kalutara South	526		38		38		150		35,724	27,278	5,026	1,685	7,580	13,650	19,679	10,994	303,865
30. Katukurunde-Aluthgama	270				54		108		13,490	29,172	11,154	5,576	2,115	5,080	13,022	7,344	207,967
31. Bentota-Ambalangoda	888		74		74		148		7,007	12,862	5,735	13,177	5,838	23,056	30,193	5,036	237,510
32. Madampagama-Galle	2,441				102				8,290	23,062	7,630	17,307	13,965	33,545	58,212	56,098	446,834
33. Katugoda-Matara	4,182		139		139		279		268	19,904	6,384	8,042	5,809	5,363	61,866	108,466	401,084
<b>Total</b>	<b>9,263</b>	<b>48</b>	<b>706</b>	<b>90</b>	<b>576</b>	<b>93</b>	<b>4,493</b>	<b>26</b>	<b>149,012</b>	<b>299,420</b>	<b>227,158</b>	<b>301,789</b>	<b>215,130</b>	<b>236,727</b>	<b>433,556</b>	<b>354,533</b>	<b>3,447,644</b>

## APPENDIX II



University of Moratuwa, Sri Lanka.  
Electronic Theses & Dissertations  
[www.lib.mrt.ac.lk](http://www.lib.mrt.ac.lk)

# ADMINISTRATIVE DIVISIONS OF SRI LANKA

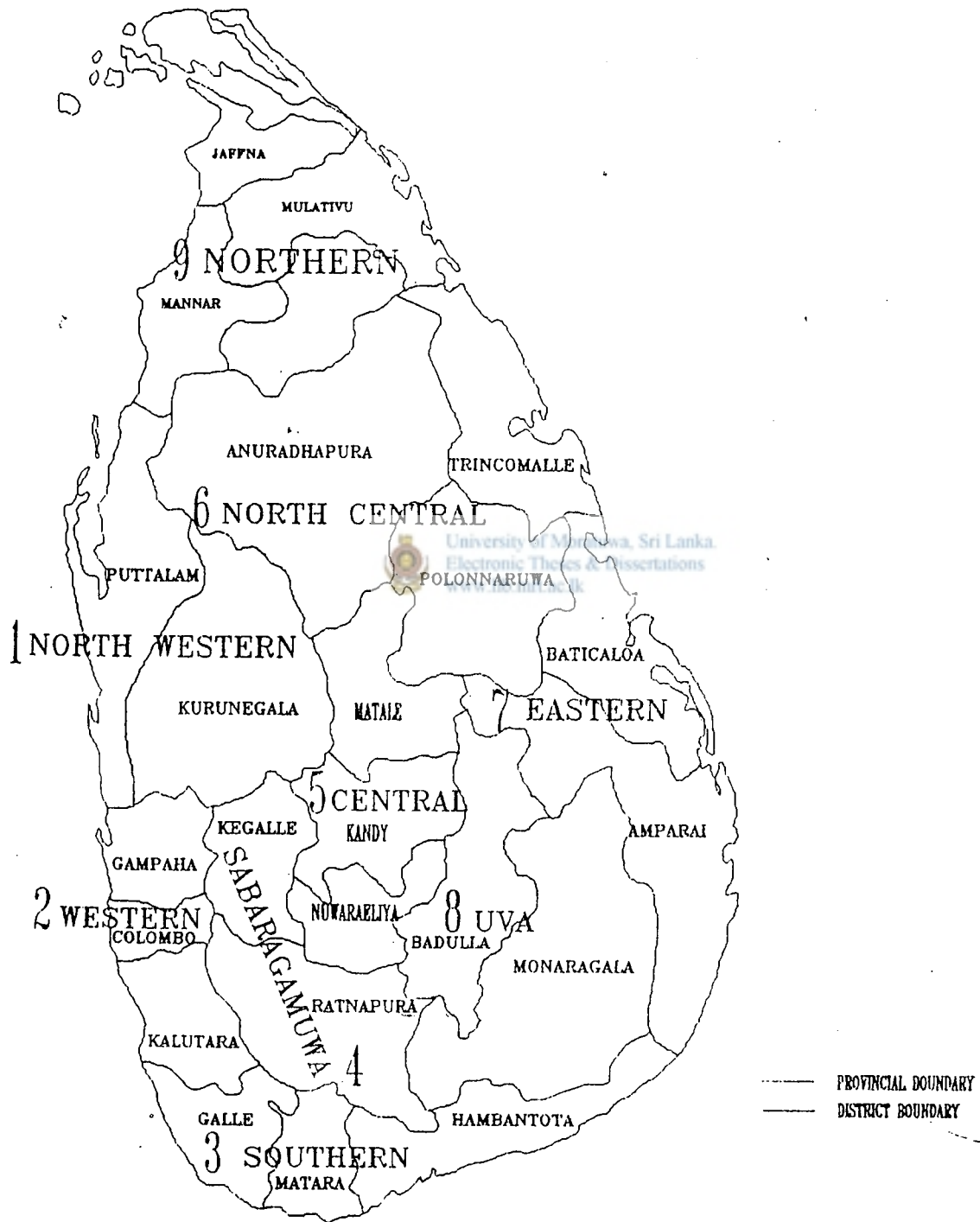


FIG. 1.1

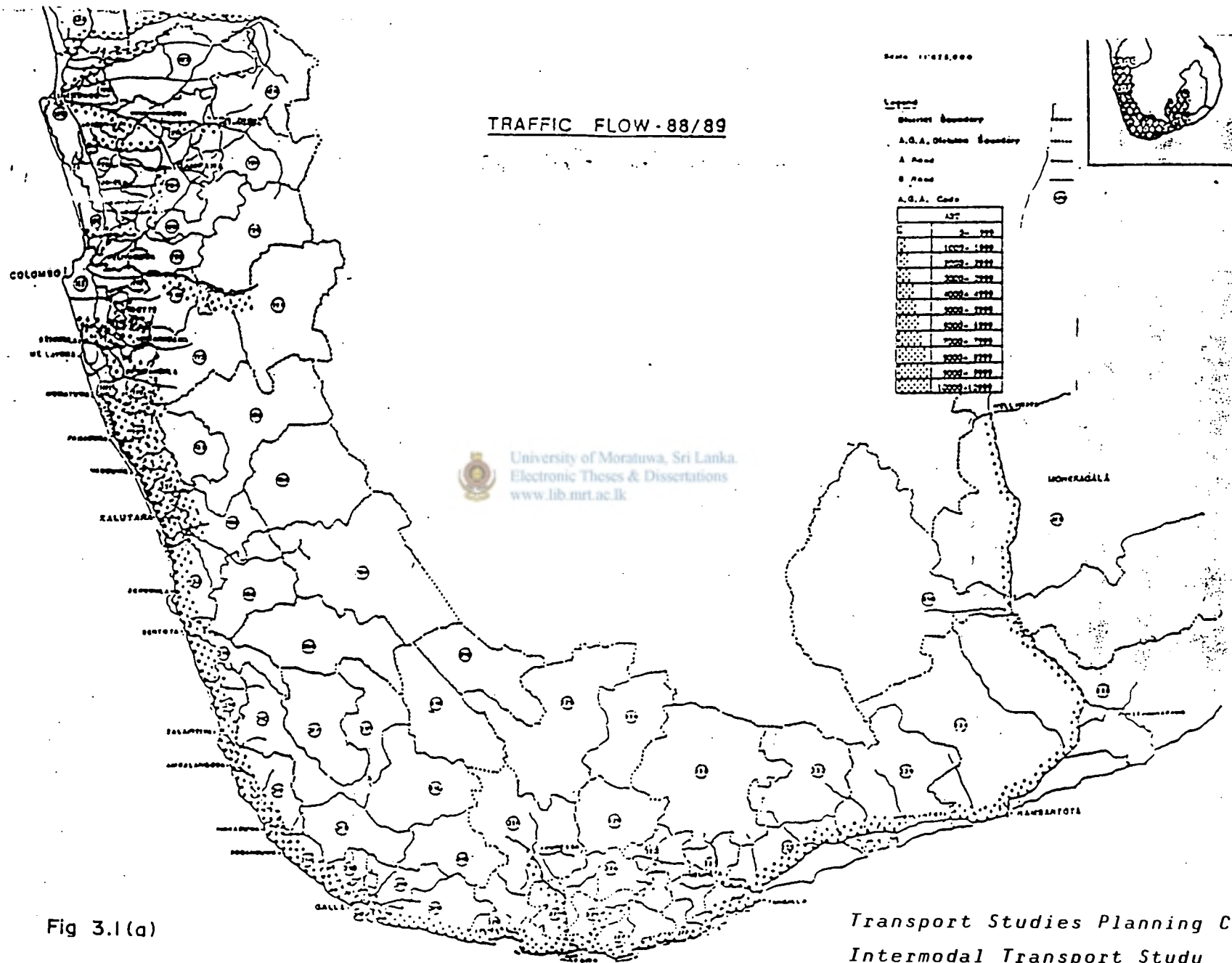
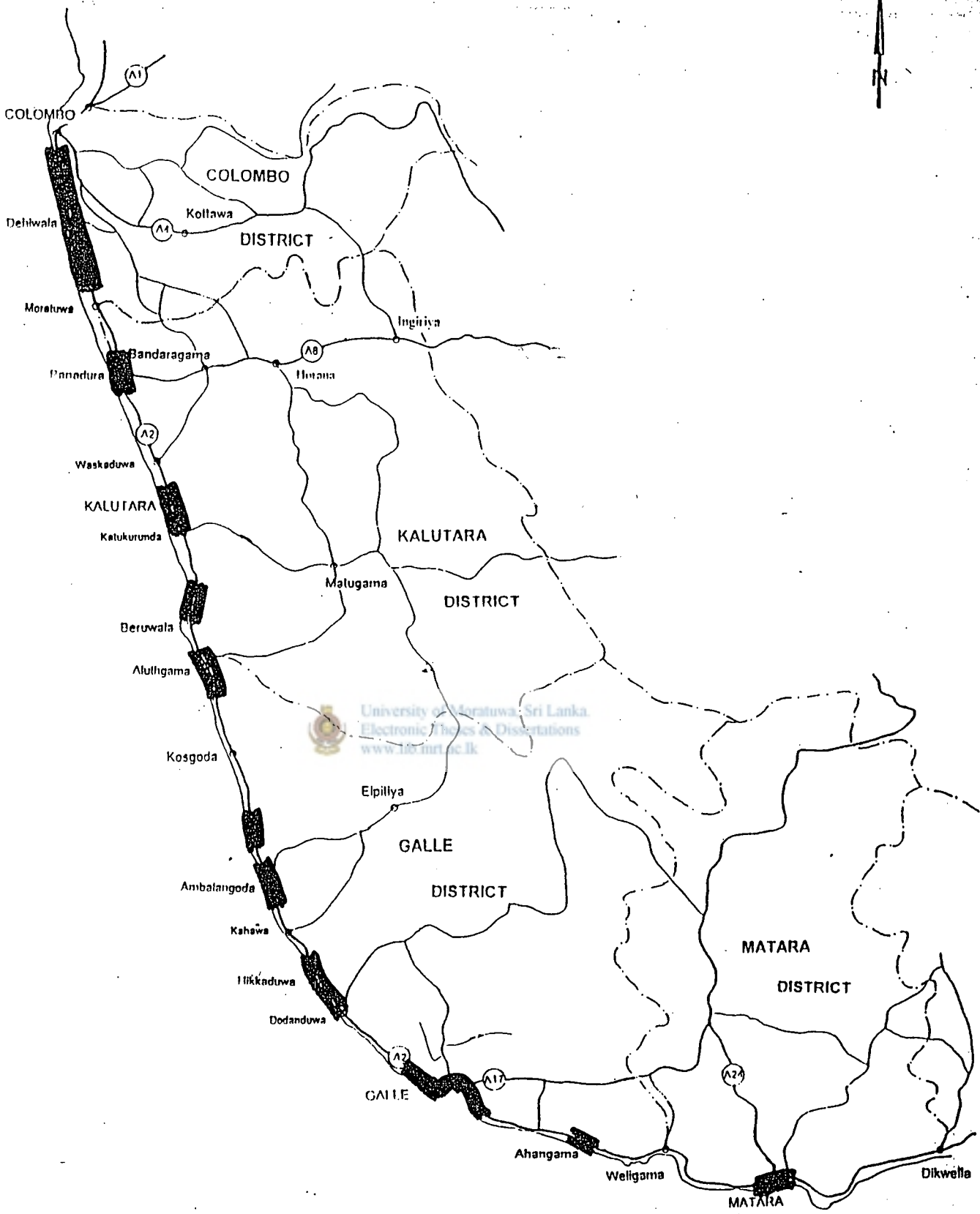


Fig 3.1(a)


Transport Studies Planning Centre  
 Intermodal Transport Study  
 Southern Development Authority



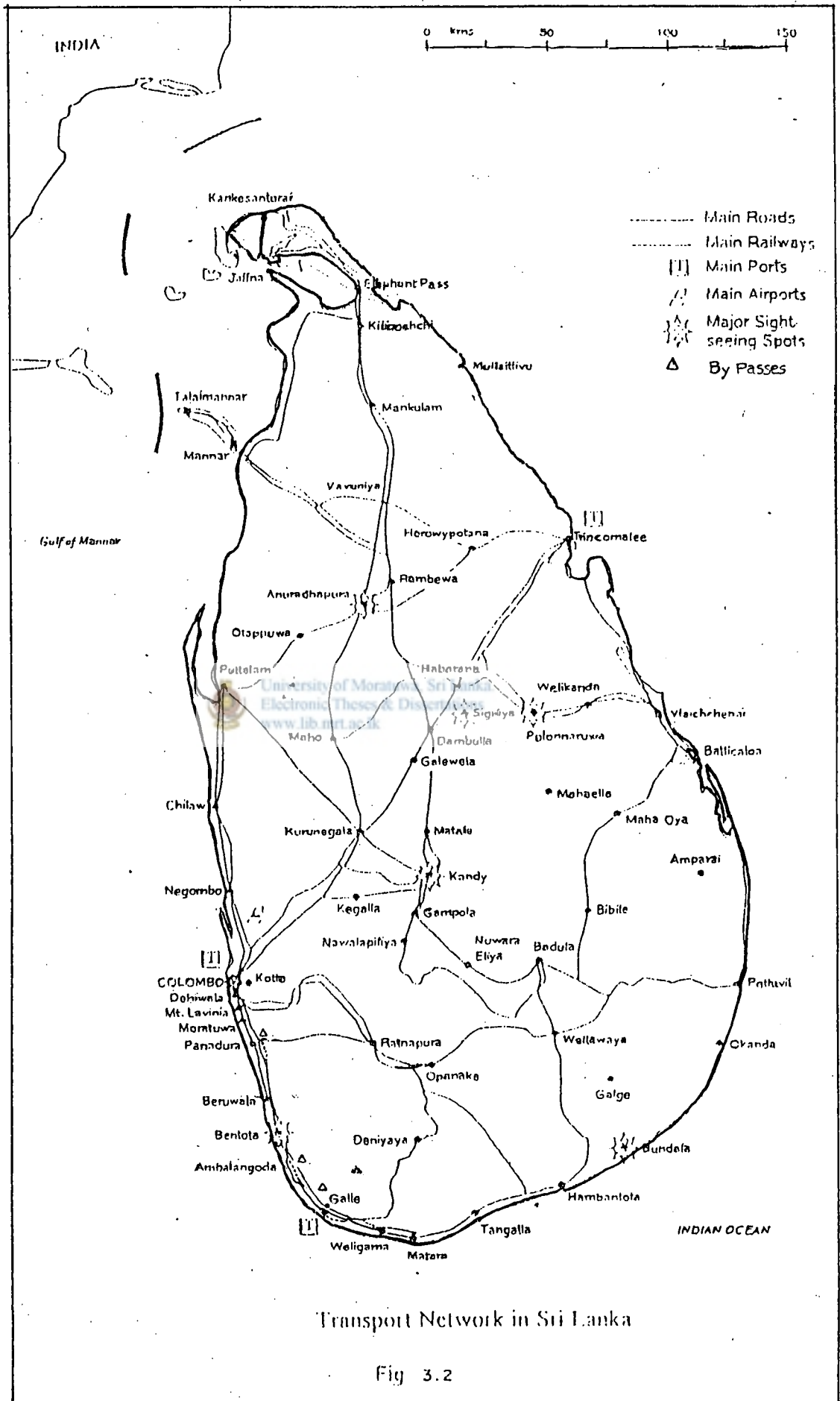
# URBAN SECTIONS

*Southern Transport Corridor Project Study*

Fig 3.1 (b)








# VEHICLE VOLUMES AND ACCIDENTS

## COLOMBO TO MATARA



COLOMBO - MATARA

Fig 3.3 Intermodal Transport Study Souther Development Authority

## Traffic Growth (RDA Count Sites) 1988-1996-2007

*Southern Transport Corridor Project Study*

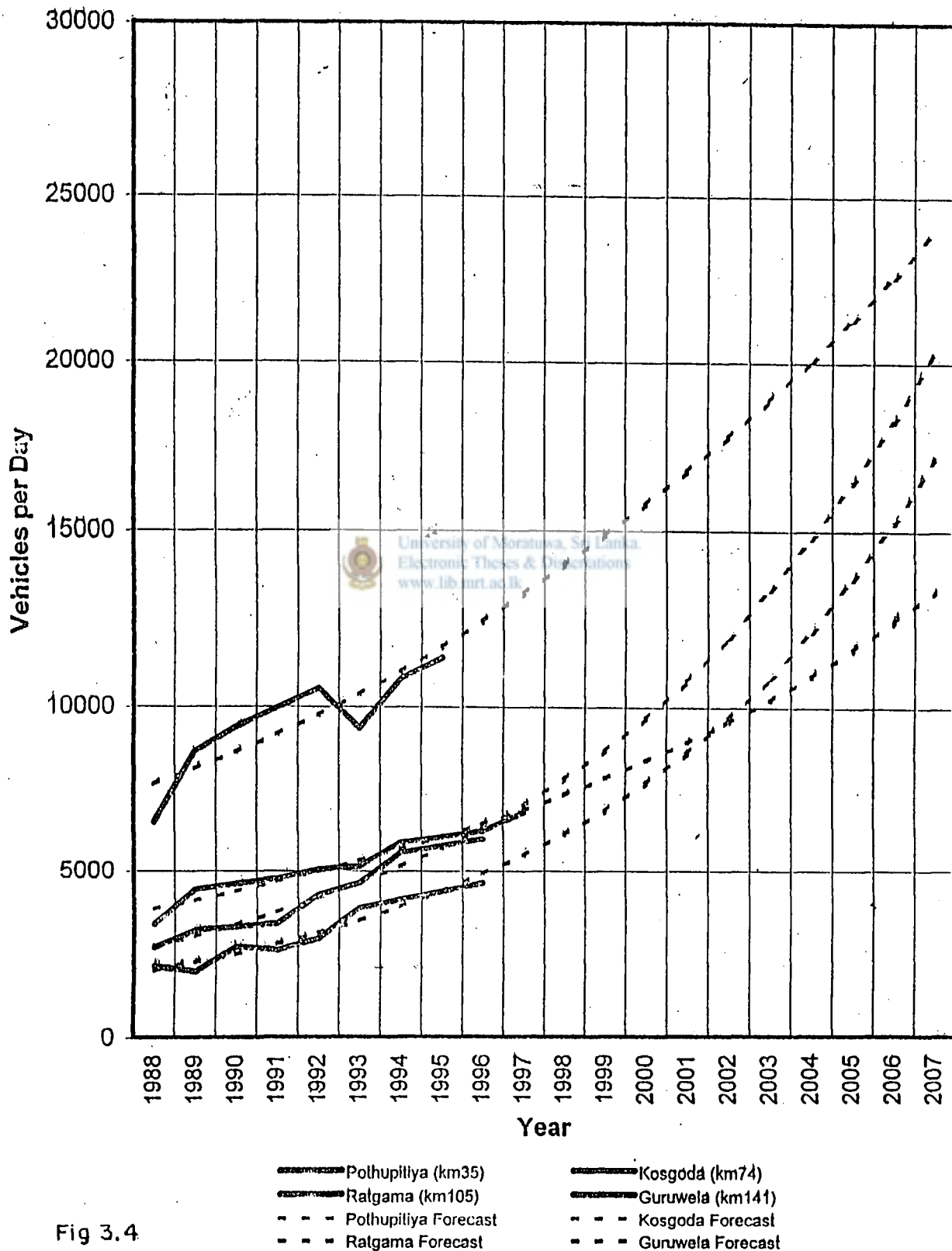
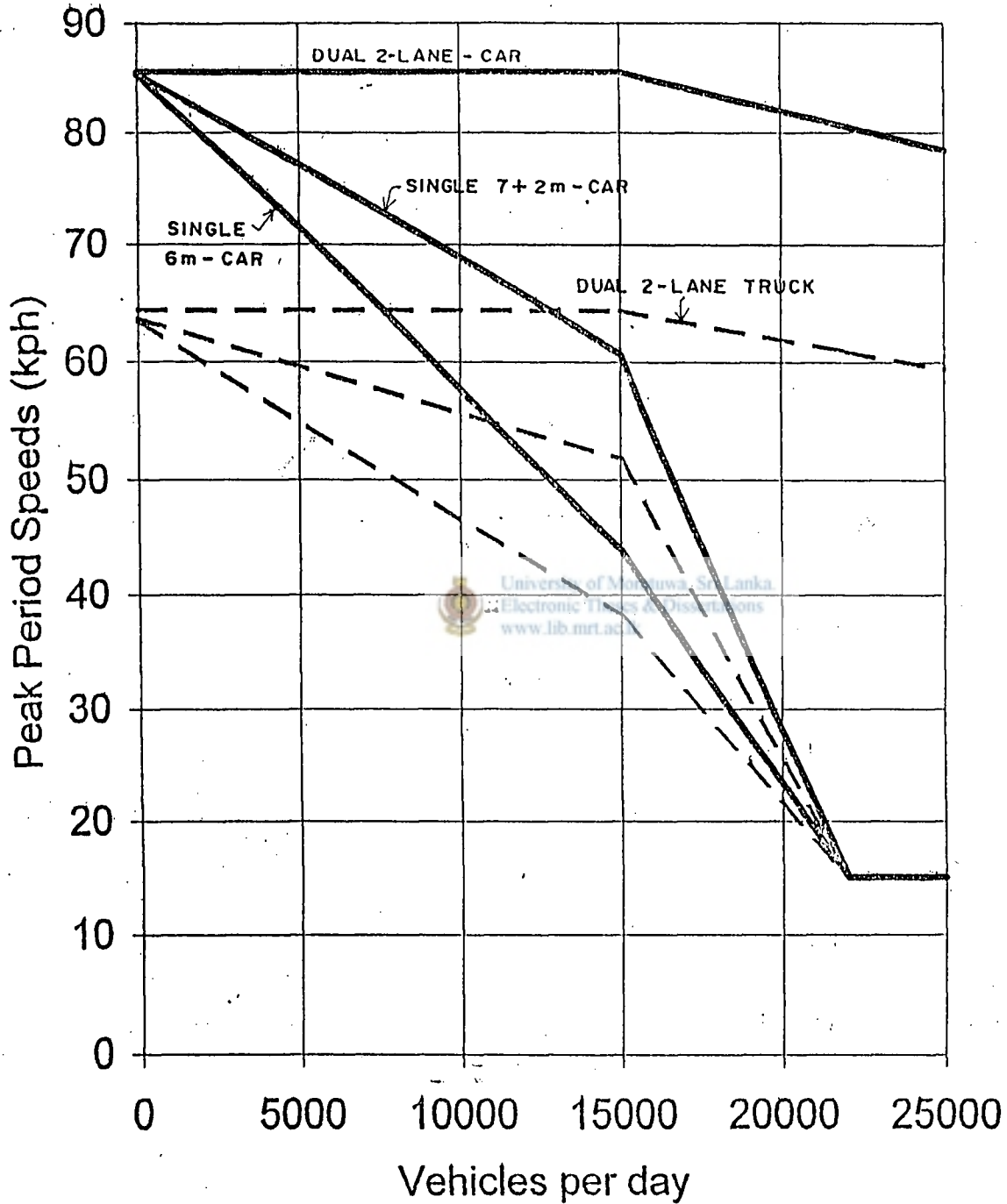


Fig 3.4

# Speed-Flow Relationships

*Southern Transport Corridor Project Study*



- Single 6m - Car
- Single 7+2m - Car
- Dual 2-lane - Car
- - Single 6m - Truck
- - Single 7+2m - Truck
- - Dual 2-lane - Truck

Fig 3.5

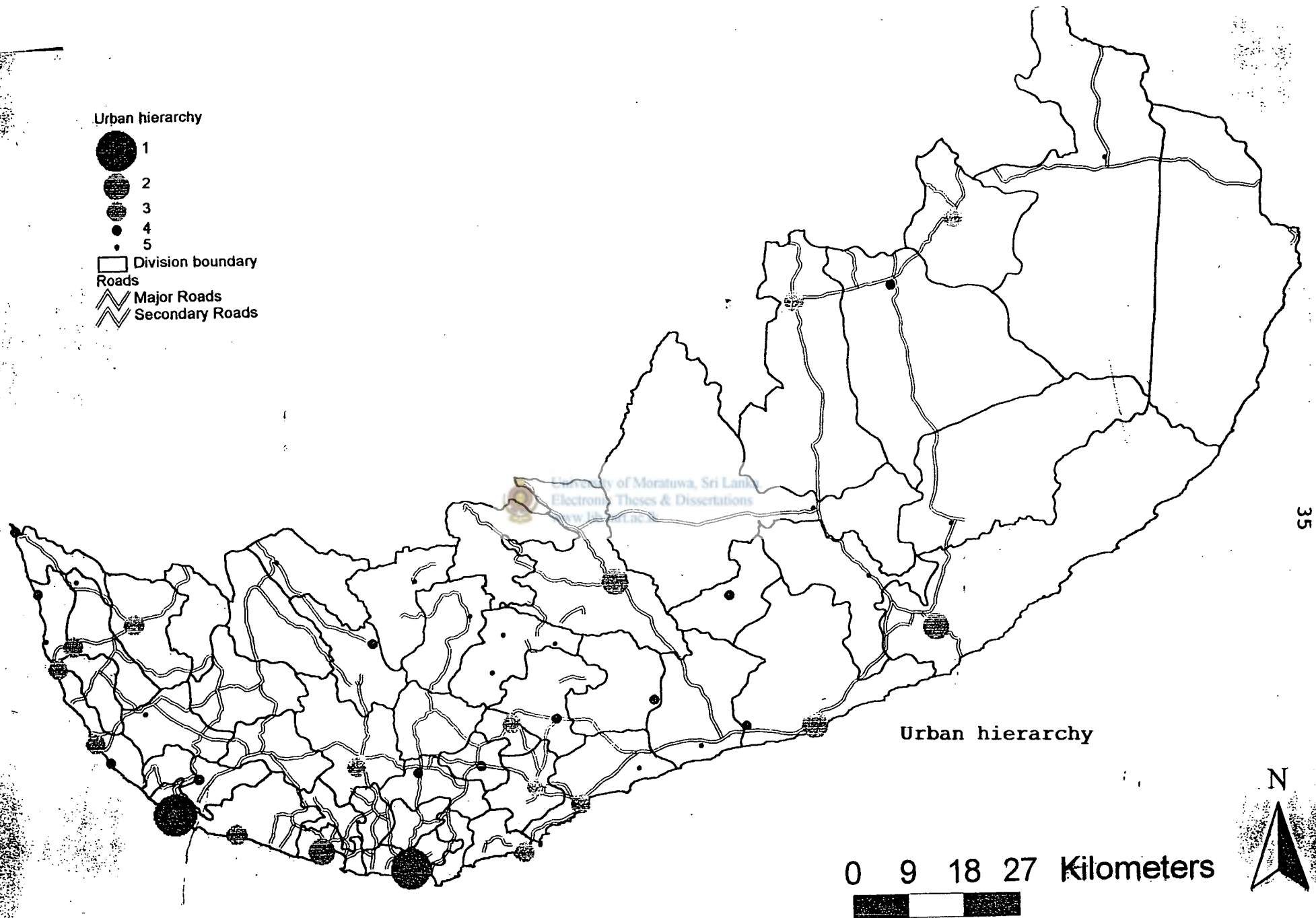


FIG. 3.5(a)

# COMPARISON OF RUNNING TIMES ON BUS & TRAIN

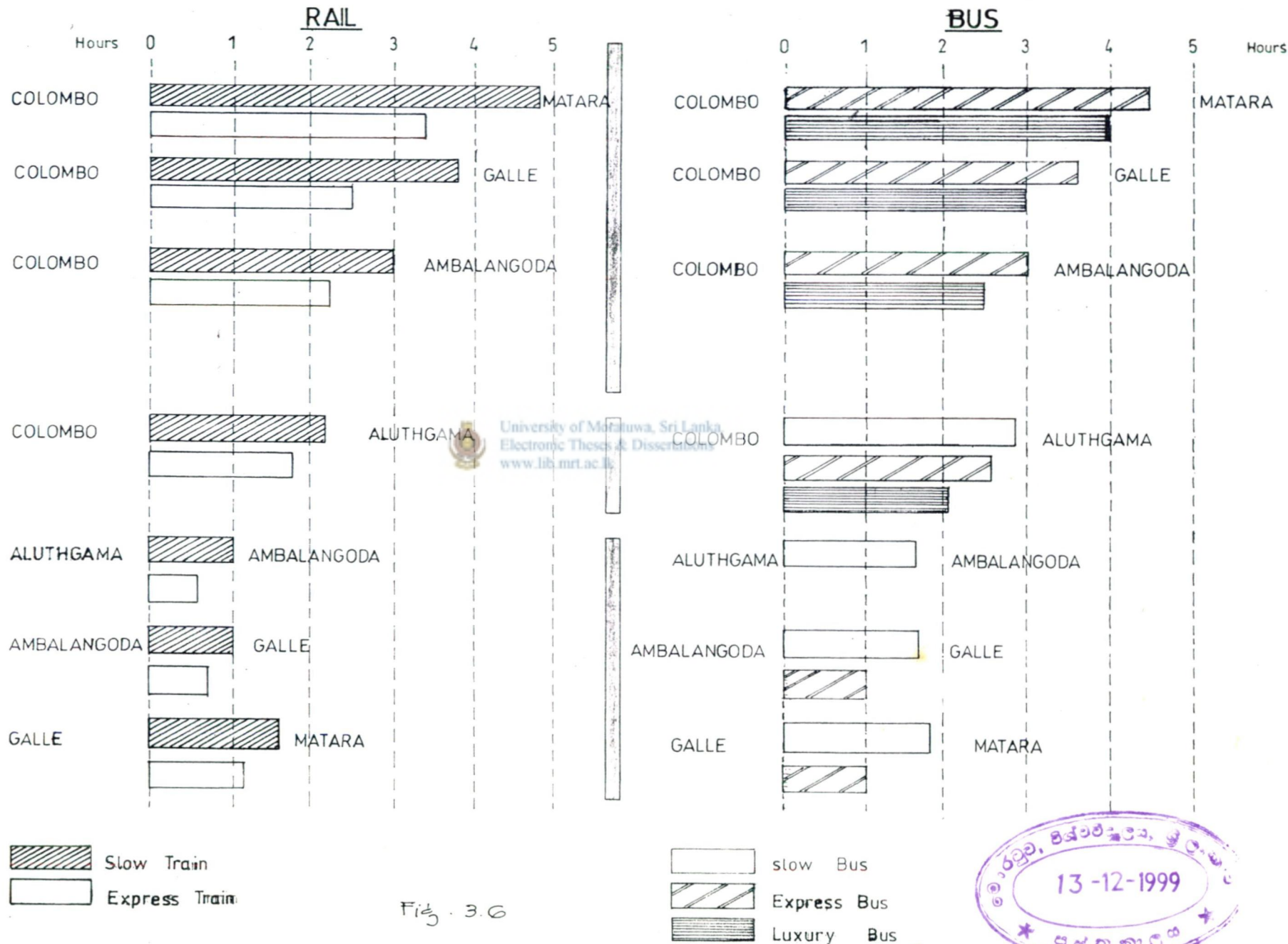


Fig. 3.6

